

CONNECT WITH US



 ctiliving.com

 Sales@ctiliving.com

 +1(416) 767 9574

 @ctiliving

North American Office | 86 Six Point Road, M8Z 2X2, Toronto, ON, Canada



2024 Collection



We are CTI Living...

CONTENTS

01 OUR STORY

03 WHO WE ARE

05 OUR VALUES

11 SUSTAINABILITY

13 TOP RECOMMENDED COLORS

COLLECTIONS

17 PREMIUM

27 SEASONAL & NOVELTY

33 INDOOR

41 DECORATIVE

99 HANGERS

103 VEGETABLE PLANTERS & VINING

111 BASICS

125 A FAMILY CONNECTION

127 OUR STORY CONTINUES

129 INDEX

21



28



18



Our STORY...



Since 2003, our Team has proudly manufactured and supplied decorative and functional plastic containers for the horticultural, floral and home décor markets. Starting with our CEOs, Scott White and Michael Wu, we are a global team, driven by innovation, design excellence, and exceptional customer service.

Everyday we are looking for opportunities to inspire our partners with new designs, colors and patterns. We want to foster growth and change in a constantly evolving market while staying true to our four defining principles: globalization, innovation, sustainability and collaboration.

As we celebrate our 20th anniversary, we extend our gratitude for your support and loyalty throughout the years. Join us as we embark on the next chapter of our journey, committed to delivering high standards in design in every product we offer.

Our commitment starts and ends with you.

Regards,

Scott White, CEO & Michael Wu, CEO
Centrade Inc & CTI International Limited



Sales



Al Shivrav Account Manager
Tanya A. Sales Coordinator
Stacey Rumpf Director of Sales
Nicole Maliteare Account Manager
Nikko Brillantes Sales Coordinator
Jon Vaughan Account Manager
Tiffany Widdowson Sales Coordinator



Joni Do Account Manager
Marcel Weiss Account Manager
Ander Guillen Account Manager

Who WE ARE

We are team-players. We are entrepreneurs. We are leaders. We are Family.

For the past two decades, our Team has evolved into a strong group of specialists that excel at everything they do and have continuously collaborated with the growers to develop some of the most innovative and cost effective pieces for the Horticultural industry.

With a production capacity spanning the globe, a Design Team that is second to none, an enthusiastic and educated Sales Team, and so many more team members working behind the scenes, we are here to make sure you are set for success.

We are CTI Living.

Accounting



Angelica Perez Accounts Payable
Duong Thuy Huynh Au (Heidy) Accounts Payable
Thu Nguyen Director of Finance
Rupaksi Kaushal Accounts Receivable
Beepasha Sarna Accounts Receivable

CEO



Scott White President

IT & Costing



Hayk Adamyan Pricing and System Analyst
Laura Tacha Costing and Margin Analyst
Adil Ebrahim IT and Costing Manager
Jimmy Chu Full Stack Developer

Design



Yuebai Xiao Product Designer
Shinya Kumazawa Director of Design
Cathal Curran Product Designer
Kasia Moskwinski Product Designer
Ellie Bannister Product Designer

Marketing



Gustavo Heringer Senior Designer
Camilo Buitrago Marketing Manager
Barkha Mishra Social Media Lead & Graphic Designer

Logistics



Zain Bobat Logistics Coordinator
Peter White Warehouse Coordinator
Paulo Jimenez Production and Logistics Manager
Guillermo Perez Warehouse Coordinator
Eric Yorke Logistics Coordinator

CEO



Michael Wu President



Sunny Production Overseas

GLOBALIZATION
INNOVATION
SUSTAINABILITY
COLLABORATION



Thu Nguyen
Director of Finance

OUR VALUES

GLOBAL Meets Local

In 2003, our first factory was established in Nanjing, China, with the primary goal of swiftly and efficiently manufacturing high quality plastic pots for the North American market. Over the years, we have produced millions of pots and we are pleased to announce our expansion onto domestic soil. We've grown our production to include domestic facilities in Erie, PA, Montreal, QC, complemented by numerous warehouses across the United States and Canada. We've accomplished that goal and recently expanded to a new secondary manufacturing facility specializing in thermoform production.

Our headquarters in Toronto, Ontario, have also experienced significant growth. In 2020 we acquired a new building that is our home and the place where all the magic happens. Our team and capabilities just keep increasing, the sky is the limit. By integrating global and local production, our ultimate goal is to ensure timely delivery of products to your greenhouse or store and to foster open and transparent relationships that connect our communities around the world.

“We aim to exceed standards at each and every level of the process at all of our facilities, both domestically and abroad.”

Paulo Jimenez
Production and
Logistics Manager



Production Process, Quebec (Top)
Quality control Room, Pennsylvania (Middle)
Warehouse, Nanjing (Bottom)

Embracing INNOVATION

Throughout the last two decades, creative problem solving and out of the box thinking have been our main pillars. CTi has continuously pushed the design boundaries and the concept of plastic containers to the point where we have become masters of the art of illusion. Whether it is a “stone” pot with a rustic charm reminiscent of an Italian villa or a glossy pot that looks like ceramic, we can create endless possibilities that look and feel just right for your home and garden.

Technical excellence, attention to detail, and creativity define our products and us as a company. We are dedicated to inspiring our partners every day and ensuring design functionality in our products, that’s why we are actively seeking opportunities to introduce new shapes, patterns, colors, and smarter solutions for our growers. Our Design Team annually attends the most prestigious trade shows in Europe, Asia, and North America, while regularly examining global trends data to design captivating products that will always keep you up-to-date and make your programs a total success.



Our 3D Printer in Action (Top)
Product Design of a new pot (Middle)
Color Development Process (Bottom)



“Our goal is to bring a pot to life in a way that leaves you second-guessing... ‘Is it a ceramic pot, a terra cotta pot or, whoa, it’s a plastic pot!’”

Yuebai Xiao
Product Designer



PROTECTING Our Future

As leaders in the manufacturing of plastic containers, we are committed to leading by example in the realm of sustainability. Our team is consistently searching for responsible and sustainable solutions that reduce our ecological footprint and preserve our future, while supporting communities in need.

In order to cater to the rising demand for ethically conscious home purchases, we've transitioned to recycled ocean-bound and post-consumer plastic and we are working towards the goal of offering all our products in recycled plastic by 2028.

“We all share the same planet, so let’s do our part to help clean it up.”

Nikko Brillantes
Sales Coordinator



Cultivate19 Award by American Hort (Top)
Communities recycling plastic bottles (Middle)
Zain Bobat and our FlowPot (Bottom)

Working TOGETHER

We learn, create, and achieve more when everyone is respectfully seen, heard, and valued. We hold each other accountable for our words, our actions, and our results. We inspire each other to explore, ask questions and embrace the entrepreneurial sparkle with patience, integrity, and honesty.

This is the team spirit that goes into working with our clients and internally to bring unique concepts to life. We understand that we are stronger together and collaboration is key for the good and future of our industry. Working in partnership gets us all to a better place.



“Sharing knowledge and expertise stretches our collective creativity so far, the sky really is the limit!”

Stacey Rumpf
Director of Sales



Jon Vaughan at Distribution Frankarl (Top)
Nicole Maliteare with Irene Zimmerman and Mary Horst (Middle)
AI Shivraj and Philip Guardia from The Pinery (Bottom)

Shinya Kumazawa
Director of Design

100%
of our products made
with recycled plastic.



SUSTAINABILITY

This is Our Goal by 2028.

Recycled plastic produces 88% less in greenhouse emissions.

That's why we're switching to recycled plastic in our pots.

We are now at 85%, accelerating this transformation toward the goal of 100% of our products to be made from recycled plastic.

FLOW POT

Flow Pot is one of the main sources of our 100% recycled plastic goal. It is a global initiative that uses innovative, environmentally-friendly plastic derived from ocean-bound and post-consumer waste.

Flow Plastic is ethically-sourced using various suppliers that collect, sort, and sanitize discarded plastic so that it may be given a second life in the form of these beautiful pots.



TOP RECOMMENDED COLORS

Regular Colors



Bella Planter

Regular Plus Colors



Beeline Hanging Basket

Painted Flat Finishes



Oasis Planter

Painted Powdered Finishes



Bristol Planter

Painted Metallics



Cecil Tall Planter

TOP RECOMMENDED COLORS

Washed Colors Metallics



Rose Gold Rose Copper Pewter

Saturn Planter

Washed Colors Flat



Cappuccino Wash Peach Terra Cotta Coffee Wash

Philadelphia Planter

Blush Colors



Blush Clay Blush Lagoon Blush Raisin

Everest Planter

Premium Faux Finishes



Faux Emerald Faux Concrete Faux White Concrete Faux Limestone Faux Terra Cotta Faux Leather

Hudson Planter

TOP RECOMMENDED COLORS

Premium High Gloss Colors



High Gloss White High Gloss Smoky Beige High Gloss Cool Grey High Gloss Silver High Gloss Pewter High Gloss Black

Wallace Planter



High Gloss Bright Gold High Gloss Bronze High Gloss Copper High Gloss Ruby Red High Gloss Charleston Green High Gloss Cobalt Blue

Premium Textured Finishes



White Stone Granite Charcoal Stone Basalt Ginger Root Grizzly Brown

Wallace Planter

Cylinder Planter



PREMIUM Collection

Our premium containers are top of the line and guaranteed to make an impact. Built to be long-lasting, these items are sure to make a bold statement in the garden.



Joni Do
Account Manager

01



02



03



01 Anaheim Planter							
ITEM	DIM (IN)		DIM (CM)		Capacity		SKID PK
	OD	HT	OD	HT	US GAL	LTRS	
TDP1716B	18.0	14.0	45.7	35.6	9.0	34.0	244
TDP1716K	13.0	10.0	33.0	25.4	3.7	13.8	936

TDP1716K shown in ANTIQUE SLATE

02 Anaheim Square							
ITEM	DIM (IN)		DIM (CM)		Capacity		SKID PK
	OD	HT	OD	HT	US GAL	LTRS	
SD1716D	14.5	12.0	36.8	30.5	7.1	26.7	747
TSD1716D	14.5	12.0	36.8	30.5	6.7	25.2	513

TSD1716D shown in ANTIQUE SLATE

03 Anaheim Urn							
ITEM	DIM (IN)		DIM (CM)		Capacity		SKID PK
	OD	HT	OD	HT	US GAL	LTRS	
TDU1716H	13.8	15.5	35.0	39.4	4.1	15.6	396

TDU1716H shown in ANTIQUE SLATE

04 Anaheim Window Box							
ITEM	DIM (IN)		DIM (CM)		Capacity		SKID PK
	OD	HT	OD	HT	US GAL	LTRS	
TWB1716H	20.0	9.1	50.8	23.0	5.4	20.3	712

TWB1716H shown in ANTIQUE SLATE

05 Bali Planter							
ITEM	DIM (IN)		DIM (CM)		Capacity		SKID PK
	OD	HT	OD	HT	US GAL	LTRS	
DP1947D	16.0	12.2	40.6	31.0	7.3	27.8	390
DP1947E	14.0	10.7	35.6	27.2	4.6	17.3	531
DP1947M	12.1	9.0	30.8	22.9	3.1	11.5	1080

DP1947M shown in SANDBANK BEIGE

06 Commack Planter							
ITEM	DIM (IN)		DIM (CM)		Capacity		SKID PK
	OD	HT	OD	HT	US GAL	LTRS	
SDP1814B	20.0	16.0	50.8	40.6	13.9	52.6	204
SDP1814D	16.0	12.8	40.6	32.5	7.0	26.4	318

SDP1814D shown in CHARCOAL STONE TOP/WEATHERED ROCK BOTTOM

07 Cylinder Bowl							
ITEM	DIM (IN)		DIM (CM)		Capacity		SKID PK
	OD	HT	OD	HT	US GAL	LTRS	
BL1891E	16.0	9.0	40.6	22.9	5.1	19.3	1266

BL1891E shown in GRIZZLY BROWN WITH COPPER WASH BOTTOM

08 Cylinder Tall Planter							
ITEM	DIM (IN)		DIM (CM)		Capacity		SKID PK
	OD	HT	OD	HT	US GAL	LTRS	
TP1891F	14.0	19.0	35.6	48.3	7.5	28.5	666

TP1891F shown in GRIZZLY BROWN WITH COPPER WASH BOTTOM

09



10



11



09 Metz Planter							
ITEM	DIM (IN)		DIM (CM)		Capacity		SKID PK
	OD	HT	OD	HT	US GAL	LTRS	
DPX1560E	15.0	11.7	38.1	29.7	6.0	22.9	990

DPX1560E shown in BAMBOO + BEIGE GREY

10 Somerville Bowl							
ITEM	DIM (IN)		DIM (CM)		Capacity		SKID PK
	OD	HT	OD	HT	US GAL	LTRS	
SBL1720D	14.0	7.0	35.6	17.8	2.9	11.0	954

SBL1720D shown in ANTIQUE SLATE

11 Somerville Tall Planter							
ITEM	DIM (IN)		DIM (CM)		Capacity		SKID PK
	OD	HT	OD	HT	US GAL	LTRS	
STP1720D	16.0	16.5	40.6	41.9	8.7	32.9	270
STP1720G	13.0	14.0	33.0	35.6	5.1	19.4	378

STP1720G shown in LINEN WHITE

12 Baltimore Urn							
ITEM	DIM (IN)		DIM (CM)		Capacity		SKID PK
	OD	HT	OD	HT	US GAL	LTRS	
SDU1881F	15.0	9.0	38.1	22.9	2.4	9.2	207

SDU1881F shown in SANDBANK BEIGE

13 Wallace Hanging Basket							
ITEM	DIM (IN)		DIM (CM)		Capacity		SKID PK
	OD	HT	OD	HT	US GAL	LTRS	
HG1310G	11.7	6.7	29.7	17.0	2.1	7.9	1392

HG1310G shown in GLOSSY COPPER

14 Wallace Planter							
ITEM	DIM (IN)		DIM (CM)		Capacity		SKID PK
	OD	HT	OD	HT	US GAL	LTRS	
DP1310C	15.0	11.5	38.1	29.2	5.5	20.8	864
[TS] DP1310M	12.0	9.4	30.5	23.9	3.1	11.6	1680
[TS] DP1310P	10.0	8.7	25.4	22.1	2.0	7.6	2288

DP1310C shown in GLOSSY COPPER

15 Cornwall Planter							
ITEM	DIM (IN)		DIM (CM)		Capacity		SKID PK
	OD	HT	OD	HT	US GAL	LTRS	
DP1556D	17.5	13.9	44.5	35.3	8.8	33.3	342
DP1556M	11.8	9.8	30.0	24.9	3.0	11.4	1176

DP1556D shown in GRANITE

16 Cornwall Hanging Basket							
ITEM	DIM (IN)		DIM (CM)		Capacity		SKID PK
	OD	HT	OD	HT	US GAL	LTRS	
HG1556C	14.0	8.1	35.6	20.6	3.5	13.2	855
HG1556CB	14.5	8.1	36.8	20.5	3.5	13.2	1215

HG1556C shown in GRANITE

12



13



14



15



16





01 Camelot Tall Planter

ITEM	DIM (IN)		DIM (CM)		Capacity		SKID PK
	OD	HT	OD	HT	US GAL	LTRS	
TP1126D	13.7	19.0	34.8	48.3	8.0	30.3	324

TP1126D shown in PEWTER

02 Camelot Tall Square

ITEM	DIM (IN)		DIM (CM)		Capacity		SKID PK
	OD	HT	OD	HT	US GAL	LTRS	
TS1126E	15.7	19.0	39.9	48.3	12.6	47.7	264

TS1126E shown in PEWTER

01



02



PREMIUMCollection

03



04



05



06



07



08



09



03 Baker Planter [TS]

ITEM	DIM (IN)		DIM (CM)		Capacity		SKID PK
	OD	HT	OD	HT	US GAL	LTRS	
DP1616E	15.1	11.7	38.4	29.7	6.0	22.7	1288

DP1616E shown in SILVER FUSION

04 Brooklyn Planter [S]

ITEM	DIM (IN)		DIM (CM)		Capacity		SKID PK
	OD	HT	OD	HT	US GAL	LTRS	
DP1626F	15.0	12.0	38.1	30.5	6.1	23.1	708

DP1626F shown in FAUX CLAY

05 Brussels Planter

ITEM	DIM (IN)		DIM (CM)		Capacity		SKID PK
	OD	HT	OD	HT	US GAL	LTRS	
DP802B	20.0	15.2	50.8	38.6	10.8	41.0	404

DP802B shown in BLACK BRONZE

06 Cassava Planter

ITEM	DIM (IN)		DIM (CM)		Capacity		SKID PK
	OD	HT	OD	HT	US GAL	LTRS	
TP356H	19.0	15.0	48.3	38.1	11.2	42.5	444

TP356H shown in TWO TONE - BUTTERSCOTCH/GLOSSY BURGUNDY

07 Classic Urn

ITEM	DIM (IN)		DIM (CM)		Capacity		SKID PK
	OD	HT	OD	HT	US GAL	LTRS	
DU901A (ASSEMBLED)	17.5	24.5	44.5	62.2	8.5	32.0	42
DU901A (UNASSEMBLED)	17.5	24.5	44.5	62.2	8.5	32.0	204
DU901B (ASSEMBLED)	15.6	21.5	39.6	54.6	5.8	22.0	48
DU901B (UNASSEMBLED)	15.6	21.5	39.6	54.6	5.8	22.0	288

DU901B shown in BRUSHED CHAMPAGNE

08 Cumberland Tall Planter [S] [TS]

ITEM	DIM (IN)		DIM (CM)		Capacity		SKID PK
	OD	HT	OD	HT	US GAL	LTRS	
TP1625F	14.0	13.8	35.6	35.1	6.1	23.1	1053

Need Code shown in FAUX GREYSTONE

09 Florence Rimless Planter

ITEM	DIM (IN)		DIM (CM)		Capacity		SKID PK
	OD	HT	OD	HT	US GAL	LTRS	
TDP701C	16.0	14.2	40.6	36.1	7.3	27.6	336
TDP701E	13.0	11.4	33.0	29.0	4.3	16.3	558

TDP701C shown in CHALK

01



02



03



04



05



06



07



08



01 Euro Bowl (fused rim) [S]

ITEM	DIM (IN)		DIM (CM)		Capacity		SKID PK
	OD	HT	OD	HT	US GAL	LTRS	
BL102H	12.0	6.0	30.5	15.2	2.1	7.8	420

Need Code shown in BLACK

02 Euro Square (Fused Rim) [S]

ITEM	DIM (IN)		DIM (CM)		Capacity		SKID PK
	OD	HT	OD	HT	US GAL	LTRS	
SD102G	11.8	12.2	30.0	31.0	4.5	17.1	276
SD102H	10.8	12.2	27.4	31.0	3.8	14.3	384

SD102G shown in BLACK

03 Euro Tall Planter (fused rim) [S]

ITEM	DIM (IN)		DIM (CM)		Capacity		SKID PK
	OD	HT	OD	HT	US GAL	LTRS	
TP102E	15.0	20.0	38.1	50.8	9.0	34.0	162

TP102E shown in BLACK

04 Euro Tall Square (Fused Rim) [S]

ITEM	DIM (IN)		DIM (CM)		Capacity		SKID PK
	OD	HT	OD	HT	US GAL	LTRS	
ST102E	15.0	20.0	38.1	50.8	11.5	43.6	162

ST102E shown in HIGH GLOSS SANDSTONE TOP/BLACK BOTTOM

05 Dune Tall Planter

ITEM	DIM (IN)		DIM (CM)		Capacity		SKID PK
	OD	HT	OD	HT	US GAL	LTRS	
[TS] TP821G	13.0	13.0	33.0	33.0	4.5	16.9	1134
TP821H	11.0	12.0	27.9	30.5	3.7	13.8	720
[S][TS] TPX821I	11.0	12.0	27.9	30.5	3.2	12.3	2032
[S][TS] TPX821B	11.0	11.0	27.9	27.9	2.8	10.7	2608

TP821H shown in CREAMY STONE

06 Dune Oval with Dipped Rim [TS]

ITEM	DIM (IN)		DIM (CM)		Capacity		SKID PK
	OD	HT	OD	HT	US GAL	LTRS	
OV821D	20.0	10.0	50.8	25.4	6.6	25.0	678
[S] OVX821D	20.0	10.0	50.8	25.4	6.6	25.0	768

OV821D shown in POWDERED TAUPE

07 Dune Planter with Dipped Rim [TS]

ITEM	DIM (IN)		DIM (CM)		Capacity		SKID PK
	OD	HT	OD	HT	US GAL	LTRS	
DP821B	19.0	16.0	48.3	40.6	13.6	51.5	348
[S] DPX821B	19.0	16.0	48.3	40.6	13.6	51.5	316

DP821B shown in POWDERED TAUPE

08 Saturn Rimless Planter

ITEM	DIM (IN)		DIM (CM)		Capacity		SKID PK
	OD	HT	OD	HT	US GAL	LTRS	
TTP1020D	14.0	15.5	35.6	39.4	7.9	29.9	144
TTP1020H	12.0	13.3	30.5	33.8	3.4	12.9	240

TTP1020D shown in COUNTRY WHITE

10



11



12



13



14



15



16



17



18



10 Gala Tall Planter

ITEM	DIM (IN)		DIM (CM)		Capacity		SKID PK
	OD	HT	OD	HT	US GAL	LTRS	
TP1132D	14.0	15.0	35.6	38.1	7.0	26.3	342

TP1132D shown in WHITE STONE FUSION

11 Grace Planter

ITEM	DIM (IN)		DIM (CM)		Capacity		SKID PK
	OD	HT	OD	HT	US GAL	LTRS	
PN888B	18.6	14.1	47.2	35.8	8.1	30.7	660

PN888B shown in BLACK BRONZE

12 Distressed Brown Planter

ITEM	DIM (IN)		DIM (CM)		Capacity		SKID PK
	OD	HT	OD	HT	US GAL	LTRS	
TDP594E	13.0	12.0	33.0	30.5	5.1	19.2	459

TDP594E shown in BRUSHED FOGGY GREY

13 Harvest Garden Window Box

ITEM	DIM (IN)		DIM (CM)		Capacity		SKID PK
	OD	HT	OD	HT	US GAL	LTRS	
TWD117H	24.0	13.5	61.0	34.3	14.5	55.0	148

TWD117H shown in GREY WOOD

14 Harvest Garden Square [TS]

ITEM	DIM (IN)		DIM (CM)		Capacity		SKID PK
	OD	HT	OD	HT	US GAL	LTRS	
TSD117E	17.0	13.5	43.2	34.3	8.3	31.5	216

TSD117E shown in DISTRESSED CEDAR

15 Hendrix Tall Planter [TS]

ITEM	DIM (IN)		DIM (CM)		Capacity		SKID PK
	OD	HT	OD	HT	US GAL	LTRS	
TP1555C	18.0	19.0	45.7	48.3	13.5	51.1	340
TP1555E	14.0	15.0	35.6	38.1	5.9	22.3	1080

TP1555E shown in WHITE STONE FUSION

16 Hendrix Tall Square [TS]

ITEM	DIM (IN)		DIM (CM)		Capacity		SKID PK
	OD	HT	OD	HT	US GAL	LTRS	
TS1555C	17.0	19.0	43.2	48.3	15.2	57.5	480
TS1555E	13.0	15.0	33.0	38.1	7.0	26.4	855

TS1555C shown in WHITE STONE FUSION

17 Morris Planter [TS]

ITEM	DIM (IN)		DIM (CM)		Capacity		SKID PK
	OD	HT	OD	HT	US GAL	LTRS	
DP1426C	15.2	11.7	38.6	29.7	6.0	22.7	762

DP1426C shown in WEATHERED ROCK

18 Morris Window Box

ITEM	DIM (IN)		DIM (CM)		Capacity		SKID PK
	OD	HT	OD	HT	US GAL	LTRS	
WB1426H	20.0	9.1	50.8	23.1	5.7	21.6	664

WB1426H shown in WEATHERED ROCK

01



02



03



04



05



06



07



08



01 Rattan Planter

ITEM	DIM (IN)		DIM (CM)		Capacity		SKID PK
	OD	HT	OD	HT	US GAL	LTRS	
DP919B	20.0	15.2	50.8	38.6	10.9	41.1	424
(TS) DP919M	11.0	8.5	27.9	21.6	2.0	7.5	3648
DP929D	17.2	12.0	43.7	30.5	6.5	24.6	1014
DP929M	12.0	9.4	30.5	23.9	2.5	9.5	2520

DP919B shown in BRUSHED ANTIQUE BRASS

02 Sandthatch Bowl

ITEM	DIM (IN)		DIM (CM)		Capacity		SKID PK
	OD	HT	OD	HT	US GAL	LTRS	
TBL339E	14.0	6.0	35.6	15.2	2.8	10.6	621

TBL339E shown in WASHED MOCHA

03 Sandthatch Bowl

ITEM	DIM (IN)		DIM (CM)		Capacity		SKID PK
	OD	HT	OD	HT	US GAL	LTRS	
BV339F	17.0	6.0	43.2	15.2	2.2	8.3	780

BV339F shown in POWDERED CLAY

04 Grids Planter

ITEM	DIM (IN)		DIM (CM)		Capacity		SKID PK
	OD	HT	OD	HT	US GAL	LTRS	
TDP378M	13.0	13.5	33.0	34.3	5.6	21.0	261

TDP378M shown in BRUSHED ANTIQUE BRASS

05 Scalloped Flare Planter

ITEM	DIM (IN)		DIM (CM)		Capacity		SKID PK
	OD	HT	OD	HT	US GAL	LTRS	
DP903AB	20.0	16.0	50.8	40.6	11.1	42.0	360
DP903M	10.0	7.7	25.4	19.6	1.7	6.4	2288
TDP903B	19.0	16.9	48.3	42.9	11.0	41.6	284
TDP903C	16.0	14.2	40.6	36.1	7.7	29.1	432
TDP903E	13.0	11.5	33.0	29.2	4.1	15.5	846

DP903AB shown in WARM COPPER

06 Sylvia Square Planter

ITEM	DIM (IN)		DIM (CM)		Capacity		SKID PK
	OD	HT	OD	HT	US GAL	LTRS	
SG741D	13.0	15.0	33.0	38.1	8.1	30.5	234
SG741H	11.2	11.5	28.4	29.2	4.5	17.0	544

SG741D shown in HIGH GLOSS BRONZE

07 Sylvia Tall Planter

ITEM	DIM (IN)		DIM (CM)		Capacity		SKID PK
	OD	HT	OD	HT	US GAL	LTRS	
TPG741H	12.0	11.5	30.5	29.2	4.3	16.2	492
TPG741H/PCN088C	12.0	11.5	30.5	29.2	4.3	16.3	432

TPG741H shown in HIGH GLOSS BRONZE

08 Tiki Tall Planter

ITEM	DIM (IN)		DIM (CM)		Capacity		SKID PK
	OD	HT	OD	HT	US GAL	LTRS	
(S) TP1380D	14.0	16.0	35.6	40.6	5.9	22.3	360
(TS) TP1380H	13.0	14.0	33.0	35.6	5.5	20.8	1053

TP1380D shown in GLOSSY COTTON WHITE

09



10



11



12



13



14



15



16



17



09 Wicker Tall Planter

ITEM	DIM (IN)		DIM (CM)		Capacity		SKID PK
	OD	HT	OD	HT	US GAL	LTRS	
TP934E	15.0	18.0	38.1	45.7	8.5	32.0	513

TP934E shown in EBONY GREY

10 Wicker Bowl

ITEM	DIM (IN)		DIM (CM)		Capacity		SKID PK
	OD	HT	OD	HT	US GAL	LTRS	
BL934H	10.8	5.5	27.4	14.0	1.5	5.7	2816

BL934H shown in EBONY GREY

11 Wicker Tall Square

ITEM	DIM (IN)		DIM (CM)		Capacity		SKID PK
	OD	HT	OD	HT	US GAL	LTRS	
TS934E	14.0	18.0	35.6	45.7	10.6	40.1	297

TS934E shown in EBONY GREY

12 Wicker Window Box

ITEM	DIM (IN)		DIM (CM)		Capacity		SKID PK
	OD	HT	OD	HT	US GAL	LTRS	
WB934H	20.0	9.1	50.8	23.1	4.6	17.6	710

WB934H shown in EBONY GREY

13 Wicker Hanging Basket

ITEM	DIM (IN)		DIM (CM)		Capacity		SKID PK
	OD	HT	OD	HT	US GAL	LTRS	
HG931H	13.0	7.5	33.0	19.1	2.6	9.9	1215

HG931H shown in EBONY GREY

14 Wicker Planter

ITEM	DIM (IN)		DIM (CM)		Capacity		SKID PK
	OD	HT	OD	HT	US GAL	LTRS	
TP931C	22.0	18.7	55.9	47.5	19.8	75.0	492
TP931H	17.0	14.5	43.2	36.8	9.0	34.2	840
TP931M	13.0	11.0	33.0	27.9	4.0	15.1	1395

TP931C shown in EBONY GREY

15 Simple Stone Square

ITEM	DIM (IN)		DIM (CM)		Capacity		SKID PK
	OD	HT	OD	HT	US GAL	LTRS	
TS999H	9.1	9.6	23.1	24.4	2.4	9.0	1920
TS999M	7.6	8.1	19.3	20.6	1.5	5.6	3210
TST999N	14.0	16.0	35.6	40.6	11.1	42.1	171

TST999N shown in FAUX CONCRETE

16 Simple Stone Tall Planter

ITEM	DIM (IN)		DIM (CM)		Capacity		SKID PK
	OD	HT	OD	HT	US GAL	LTRS	
TP999L	9.5	9.1	24.1	23.1	2.0	7.6	2592

TP999L shown in FAUX CONCRETE

17 Simple Stone Low Profile Square

ITEM	DIM (IN)		DIM (CM)		Capacity		SKID PK
	OD	HT	OD	HT	US GAL	LTRS	
SS999H	12.0	3.8	30.5	9.5	1.9	7.2	1464
SS999T	8.0	4.0	20.3	10.2	0.9	3.3	3325
TSS999F	14.0	6.0	35.6	15.2	4.0	15.1	423

TSS999F shown in FAUX CONCRETE



SEASONAL & NOVELTY

Collection

Choose from our wide range of specialty, seasonal, and holiday drop-in cover pots. Colours and paint finishes can be customized to suit your needs no matter the program.

Camilo Buitrago
Marketing Manager





01 Athena Cover Pot

ITEM	DIM (IN)		DIM (CM)		Capacity		SKID PK
	OD	HT	OD	HT	US GAL	LTRS	
DP218N	7.7	6.7	19.6	17.0	1.0	3.6	5375
DP218P	7.1	6.3	18.0	16.0	0.8	2.9	6084
DP218X	6.5	5.7	16.5	14.5	0.6	2.2	6510
RT218X	5.6	5.5	14.2	14.0	0.3	1.1	7280

DP218N shown in GLITZ GOLD

02 Athena Square Cover Pot

ITEM	DIM (IN)		DIM (CM)		Capacity		SKID PK
	OD	HT	OD	HT	US GAL	LTRS	
SD218C	11.2	9.6	28.4	24.4	3.5	13.3	2016
SD218E	9.1	7.9	23.1	20.1	1.8	6.9	3120
SD218F	8.1	7.1	20.6	18.0	1.3	5.0	3800
SD218G	7.3	7.1	18.5	18.0	1.1	4.3	5100
SD218K	7.6	6.7	19.3	17.0	0.9	3.4	6030

SD218C shown in ANTIQUE BRASS

03 Athena Pan

ITEM	DIM (IN)		DIM (CM)		Capacity		SKID PK
	OD	HT	OD	HT	US GAL	LTRS	
LT218N	5.7	3.4	14.4	8.7	0.3	1.0	13475

LT218N shown in POWDERED SMOKED STONE

04 Beaded Garland Cover Pot

ITEM	DIM (IN)		DIM (CM)		Capacity		SKID PK
	OD	HT	OD	HT	US GAL	LTRS	
RT740N	7.5	6.7	19.1	17.0	0.9	3.5	7812
RT740Z	4.4	4.3	11.2	10.9	0.2	0.8	17100

RT740Z shown in GLITZ LIGHT GOLD

05 Beaded Garland Bowl

ITEM	DIM (IN)		DIM (CM)		Capacity		SKID PK
	OD	HT	OD	HT	US GAL	LTRS	
BL740K	11.0	5.7	27.9	14.5	1.5	5.7	2704

BL740K shown in GLITZ LIGHT GOLD

06 Beaded Linen Cover Pot

ITEM	DIM (IN)		DIM (CM)		Capacity		SKID PK
	OD	HT	OD	HT	US GAL	LTRS	
RT454N	7.5	6.7	19.1	17.0	1.0	3.7	7740
RT454P	6.6	5.7	16.8	14.5	0.6	2.3	5880

RT454N shown in GALVANIZED GOLD

07 Cameo Orchid Cover Pot [S]

ITEM	DIM (IN)		DIM (CM)		Capacity		SKID PK
	OD	HT	OD	HT	US GAL	LTRS	
RT1288O	7.4	6.5	18.7	16.6	0.8	3.0	4248

RT1288T shown in VINTAGE SNOW WHITE

08 Cameo Bowl [TS]

ITEM	DIM (IN)		DIM (CM)		Capacity		SKID PK
	OD	HT	OD	HT	US GAL	LTRS	
BL1288K	11.4	5.6	29.0	14.2	1.5	5.7	2856

BL1288K shown in VINTAGE SNOW WHITE

09 Cameo Low Profile Square [TS]

ITEM	DIM (IN)		DIM (CM)		Capacity		SKID PK
	OD	HT	OD	HT	US GAL	LTRS	
SS1288M	9.1	4.5	23.1	11.4	1.0	3.8	5420
SS1288M/SCS1288M	9.0	4.5	22.9	11.4	1.0	3.8	3720

SS1288M shown in VINTAGE SNOW WHITE



10 Christmas Tree Cover Pot

ITEM	DIM (IN)		DIM (CM)		Capacity		SKID PK
	OD	HT	OD	HT	US GAL	LTRS	
RT345N	7.4	6.1	18.8	15.5	0.8	3.0	6176

RT345N shown in GLITZ GOLD

11 Crystal Pattern Cover Pot

ITEM	DIM (IN)		DIM (CM)		Capacity		SKID PK
	OD	HT	OD	HT	US GAL	LTRS	
RT342G	8.7	7.2	22.1	18.3	1.4	5.3	3600
RT342N	7.4	6.1	18.8	15.5	0.8	3.1	6176

RT342G shown in GLITZ GOLD

12 Crystals Cover Pot

ITEM	DIM (IN)		DIM (CM)		Capacity		SKID PK
	OD	HT	OD	HT	US GAL	LTRS	
RT686N	7.4	6.1	18.8	15.5	0.8	3.1	7630

Need Code shown in BLACK BRONZE

13 Distressed Weave Cover Pot

ITEM	DIM (IN)		DIM (CM)		Capacity		SKID PK
	OD	HT	OD	HT	US GAL	LTRS	
RT1240R	6.7	6.1	17.0	15.5	0.6	2.3	6888

RT1240R shown in DRIFTWOOD

14 Distressed Weave Tall Cover Pot

ITEM	DIM (IN)		DIM (CM)		Capacity		SKID PK
	OD	HT	OD	HT	US GAL	LTRS	
PN1240P	9.3	9.4	23.6	23.9	2.0	7.5	2192
PN1240V	6.7	7.4	17.0	18.8	0.8	3.0	5364

PN1240P shown in SANTA FE

15 Drape Cover Pot

ITEM	DIM (IN)		DIM (CM)		Capacity		SKID PK
	OD	HT	OD	HT	US GAL	LTRS	
PN693T	7.1	7.2	18.0	18.3	0.9	3.5	5184
RT693G	8.6	6.7	21.8	17.0	1.3	4.8	4000
RT693N	7.4	6.1	18.8	15.5	0.9	3.2	7128
RT693X	5.6	5.5	14.2	14.0	0.3	1.1	7280

RT693N shown in BLACK BRONZE

16 Holly Cover Pot

ITEM	DIM (IN)		DIM (CM)		Capacity		SKID PK
	OD	HT	OD	HT	US GAL	LTRS	
RT691N	7.4	6.1	18.8	15.5	0.9	3.2	7128

RT691N shown in WASHED BRONZE

17 Knitted Reindeer Cover Pot

ITEM	DIM (IN)		DIM (CM)		Capacity		SKID PK
	OD	HT	OD	HT	US GAL	LTRS	
RT343N	7.4	6.1	18.8	15.5	0.8	3.1	6176

RT343N shown in BLACK BRONZE

18 Point Cover Pot

ITEM	DIM (IN)		DIM (CM)		Capacity		SKID PK
	OD	HT	OD	HT	US GAL	LTRS	
DP324G	8.6	6.7	21.8	17.0	1.8	6.8	3475
DP324N	7.1	5.7	18.0	14.5	0.7	2.8	5040
DP324P	6.6	5.7	16.8	14.5	0.6	2.3	5724

DP324G shown in BLACK BRONZE





01 Nori Cover Pot

ITEM	DIM (IN)		DIM (CM)		Capacity		SKID PK
	OD	HT	OD	HT	US GAL	LTRS	
RT920N	7.5	6.7	19.1	17.0	0.9	3.5	5700

RT920N shown in VINTAGE GOLD

02 Nori Bowl

ITEM	DIM (IN)		DIM (CM)		Capacity		SKID PK
	OD	HT	OD	HT	US GAL	LTRS	
BL920H	11.0	5.7	27.9	14.5	1.5	5.7	2704

BL920H shown in CHAMPAGNE

03 Nori Pan [TS]

ITEM	DIM (IN)		DIM (CM)		Capacity		SKID PK
	OD	HT	OD	HT	US GAL	LTRS	
LT920T	9.4	3.9	23.9	9.9	1.0	3.9	4360

LT920T shown in VINTAGE GOLD

04 Nori Low Profile Square

ITEM	DIM (IN)		DIM (CM)		Capacity		SKID PK
	OD	HT	OD	HT	US GAL	LTRS	
SS920G	10.5	5.4	26.7	13.7	1.7	6.4	3040
SS920H	10.0	5.4	25.4	13.7	1.5	5.7	3072

SS920H shown in VINTAGE GOLD

05 Snow Flake Cover Pot

ITEM	DIM (IN)		DIM (CM)		Capacity		SKID PK
	OD	HT	OD	HT	US GAL	LTRS	
PN734P	8.9	7.8	22.6	19.8	1.6	6.1	2320
PN734T	7.1	7.2	18.0	18.3	0.9	3.3	5145
PN734V	7.2	5.9	18.3	15.0	0.7	2.6	5400
RT734R	8.3	6.6	21.1	16.8	1.0	3.9	4175

PN734P shown in MIDNIGHT SILVER

06 Snow Flakes Cover Pot

ITEM	DIM (IN)		DIM (CM)		Capacity		SKID PK
	OD	HT	OD	HT	US GAL	LTRS	
DP951H	7.5	6.7	19.1	17.0	0.9	3.4	5375

RT951T shown in GALVANIZED SILVER

07 Snow Flakes Cover Pot [TS]

ITEM	DIM (IN)		DIM (CM)		Capacity		SKID PK
	OD	HT	OD	HT	US GAL	LTRS	
RT951P	9.7	9.4	24.6	23.9	2.0	7.6	2048
RT951T	7.1	7.2	18.0	18.3	0.8	3.0	6300

RT951T shown in GALVANIZED SILVER

08 Xmas Plaid Cover Pot

ITEM	DIM (IN)		DIM (CM)		Capacity		SKID PK
	OD	HT	OD	HT	US GAL	LTRS	
RT732N	7.5	6.9	19.1	17.5	1.0	3.7	6072

RT732N shown in BRUSHED WHITE

09 Xmas Plaid Tall Cover Pot

ITEM	DIM (IN)		DIM (CM)		Capacity		SKID PK
	OD	HT	OD	HT	US GAL	LTRS	
PN732P	9.3	9.4	23.6	23.9	2.0	7.6	2192
PN732R	8.9	7.8	22.6	19.8	1.5	5.7	2860
PN732T	7.1	7.2	18.0	18.3	0.9	3.2	5040
PN732V	7.2	5.0	18.3	12.7	0.6	2.3	5400

PN732T shown in VINTAGE CHAMPAGNE



10 Swirls Cover Pot

ITEM	DIM (IN)		DIM (CM)		Capacity		SKID PK
	OD	HT	OD	HT	US GAL	LTRS	
RT697N	7.4	6.1	18.8	15.5	0.9	3.2	6699

RT697N shown in WASHED BRONZE

11 Cauldron Bowl

ITEM	DIM (IN)		DIM (CM)		Capacity		SKID PK
	OD	HT	OD	HT	US GAL	LTRS	
CL300H	10.0	5.9	25.4	15.0	1.4	5.2	1360

CL300H shown in GALVANIZED GOLD

12 Footed Bowl

ITEM	DIM (IN)		DIM (CM)		Capacity		SKID PK
	OD	HT	OD	HT	US GAL	LTRS	
BL344F	12.0	5.3	30.5	13.5	1.6	5.9	2952

BL344F shown in PATINA COPPER

13 Jack O' Lantern Planter

ITEM	DIM (IN)		DIM (CM)		Capacity		SKID PK
	OD	HT	OD	HT	US GAL	LTRS	
RB227M	8.0	6.5	20.3	16.5	0.9	3.4	2190

RB227M shown in Orange

14 Owl Cover Pot

ITEM	DIM (IN)		DIM (CM)		Capacity		SKID PK
	OD	HT	OD	HT	US GAL	LTRS	
BT689E	8.1	6.3	20.6	16.0	1.0	3.8	5375

BT689E shown in SPICED ORANGE

15 Pumpkin Planter

ITEM	DIM (IN)		DIM (CM)		Capacity		SKID PK
	OD	HT	OD	HT	US GAL	LTRS	
DP707K	10.0	7.0	25.4	17.8	1.6	6.1	1392
DP707N	9.5	6.7	24.1	17.0	1.4	5.1	5420

DP707K shown in PERSIMMON ORANGE

16 Pumpkin with Face Planter

ITEM	DIM (IN)		DIM (CM)		Capacity		SKID PK
	OD	HT	OD	HT	US GAL	LTRS	
DP707K/PF	10.0	7.0	25.4	17.7	1.6	6.1	1392
DP707K/PUM	10.0	6.9	25.4	17.5	1.6	6.1	1392
DP707N/PUM	9.5	6.7	24.1	17.0	1.4	5.1	5420

DP707N shown in PERSIMMON ORANGE WITH FACE

17 Picket Fence

ITEM	DIM (IN)		DIM (CM)		Capacity		SKID PK
	OD	HT	OD	HT	US GAL	LTRS	
SQ210T	8.0	6.7	20.3	17.0	1.1	4.2	3925

SQ210T shown in ORANGE



INDOOR Collection

Let our team help you update your indoor plant and flower needs by giving them the perfect outfit. Our new selection of indoor decorative cover pots and containers come in a massive array of customizable finishes. A welcome addition to any indoor space.



Jon Vaughan
Account Manager



01 Alta Planter [S]

ITEM	DIM (IN)		DIM (CM)		Capacity		SKID PK
	OD	HT	OD	HT	US GAL	LTRS	
DP1410P	8.0	6.0	20.3	15.2	0.9	3.4	2975
DP1410P/DPS1410P	8.0	6.0	20.3	15.2	0.9	3.4	2750
DP1410T	5.0	3.8	12.7	9.7	0.1	0.4	11392
DP1410T/DPS1410T	5.0	3.8	12.7	9.7	0.1	0.4	7808

DP1410T shown in WHITE STONE

02 Adelyn Planter with Saucer

ITEM	DIM (IN)		DIM (CM)		Capacity		SKID PK
	OD	HT	OD	HT	US GAL	LTRS	
[S] DP1471N	10.0	7.5	25.4	19.1	1.7	6.4	1872
[S] DP1471N/DPS1471N	10.0	7.5	25.4	19.1	1.7	6.4	1872
[S] DP1471P	7.9	6.0	20.1	15.2	0.9	3.3	3325
[S] DP1471P/DPS1471P	7.9	6.0	20.1	15.2	0.9	3.3	3325
[S] DP1471T	5.9	4.5	15.0	11.4	0.4	1.4	7791
[S] DP1471T/DPS1471T	5.9	4.5	15.0	11.4	0.4	1.4	6811
[S] DPX1471P/DPXS1471P	8.0	6.0	20.3	15.3	0.9	3.3	3325
[S] DPX1471T/DPXS1471T	6.0	4.5	15.2	11.4	0.4	1.4	6811
[TS] PN1471T	8.0	6.7	20.3	17.0	1.0	3.7	3775

WB1471H shown in WHITE STONE

03 Adelyn Window Box [S]

ITEM	DIM (IN)		DIM (CM)		Capacity		SKID PK
	OD	HT	OD	HT	US GAL	LTRS	
WB1471H/WBS1471H	12.6	4.5	32.0	11.4	0.8	2.9	3510
WBX1471H/WBX1471H	12.6	4.5	32.0	11.4	0.8	2.9	3510

WB1471H shown in WHITE STONE

04 Adele Hanging Basket

ITEM	DIM (IN)		DIM (CM)		Capacity		SKID PK
	OD	HT	OD	HT	US GAL	LTRS	SET
HG073T	6.7	5.3	17.0	13.5	0.5	2.0	4830

HG073T shown in MILK CHOCOLATE

05 Bella Hanging Basket

ITEM	DIM (IN)		DIM (CM)		Capacity		SKID PK
	OD	HT	OD	HT	US GAL	LTRS	SET
[TS] HG088T	7.9	4.6	20.1	11.7	0.6	2.3	4000
HG088X	6.0	4.4	15.2	11.2	0.3	1.1	6860

HG088X shown in COTTON WHITE

06 Beeline Hanging Basket [S] [TS]

ITEM	DIM (IN)		DIM (CM)		Capacity		SKID PK
	OD	HT	OD	HT	US GAL	LTRS	set
HG1449K	10.4	6.5	26.5	16.5	1.5	5.7	3492
HG1449T/HGS1449T	8.0	6.5	20.3	16.5	0.8	2.8	2850

HG1449T shown in COTTON WHITE

07 Bamba Cover Pot

ITEM	DIM (IN)		DIM (CM)		Capacity		SKID PK
	OD	HT	OD	HT	US GAL	LTRS	
DP076P	6.7	5.9	17.0	15.0	0.7	2.5	5076
RT076T	4.9	6.0	12.4	15.2	0.3	1.3	7084

DP076P shown in HIGH GLOSS WHITE

08 Beaded Cover Pot

ITEM	DIM (IN)		DIM (CM)		Capacity		SKID PK
	OD	HT	OD	HT	US GAL	LTRS	
RT623N	7.4	6.1	18.8	15.5	0.8	3.1	8680

RT623N shown in GLOSSY SILVER

09 Checker Cover Pot

ITEM	DIM (IN)		DIM (CM)		Capacity		SKID PK
	OD	HT	OD	HT	US GAL	LTRS	
DP764P	6.6	5.7	16.8	14.5	0.6	2.2	6090

DP764P shown in CHALK



10 Croc Cover Pot

ITEM	DIM (IN)		DIM (CM)		Capacity		SKID PK
	OD	HT	OD	HT	US GAL	LTRS	
RT316P	7.1	6.3	18.0	16.0	0.7	2.8	7200
RT316Q	6.6	5.7	16.8	14.5	0.7	2.5	7200

RT316P shown in WALNUT

11 Double Line Cover Pot

ITEM	DIM (IN)		DIM (CM)		Capacity		SKID PK
	OD	HT	OD	HT	US GAL	LTRS	
RT527P	6.6	5.7	16.8	14.5	0.6	2.3	7020

RT527P shown in MILK CHOCOLATE

12 Euro Planter

ITEM	DIM (IN)		DIM (CM)		Capacity		SKID PK
	OD	HT	OD	HT	US GAL	LTRS	
[S] DP103E	15.6	12.7	39.6	32.3	6.8	25.7	906
[S] DP103H	12.0	10.7	30.5	27.2	3.0	11.3	2412
[TS] DP103HT	12.1	10.7	30.7	27.2	2.9	11.0	2760
[S] DP103M	12.0	8.5	30.5	21.6	2.4	9.1	2484
PN067O	5.3	4.9	13.5	12.4	0.4	1.5	3264
PN067T	4.4	4.4	11.2	11.2	0.2	0.9	4465
RT067U	4.4	3.2	11.2	8.1	0.2	0.6	10395

Need Code shown in GREYSTONE

13 Everest Hanging Basket with saucer

ITEM	DIM (IN)		DIM (CM)		Capacity		SKID PK
	OD	HT	OD	HT	US GAL	LTRS	SET
HG1327T	6.7	5.5	17.0	14.0	0.5	1.8	9072
HG1327T/HGS1327T	6.7	5.5	17.0	14.0	0.5	1.8	4200

Need Code shown in CAPPUCCINO

14 Gala Cover Pot

ITEM	DIM (IN)		DIM (CM)		Capacity		SKID PK
	OD	HT	OD	HT	US GAL	LTRS	
[TS] PN1132T	7.1	7.2	18.0	18.3	0.8	3.0	6480
PN1132X	2.6	2.5	6.6	6.4	0.04	0.2	45792

PN1132X shown in POWDERED TAUPE

15 Hayden Oval

ITEM	DIM (IN)		DIM (CM)		Capacity		SKID PK		
	OL	OW	HT	OL	OW	HT	US GAL	LTRS	
RB1366D-BURLAP	14.0	7.5	6.5	35.6	19.1	16.5	2.0	7.6	1278
RB1366D-WITHOUT BURLAP	14.0	7.5	6.5	35.6	19.1	16.5	2.0	7.6	2250

RB1366D shown in BLACK WITH JUTE

16 Jute Bowl

ITEM	DIM (IN)		DIM (CM)		Capacity		SKID PK
	OD	HT	OD	HT	US GAL	LTRS	
BL342N	9.5	4.5	24.1	11.4	0.8	3.1	5520
BL342N/BLS342N	9.5	4.5	24.1	11.4	0.8	3.1	2940

BL342N shown in BRUSHED BUTTERSCOTCH

17 Jute Oval

ITEM	DIM (IN)		DIM (CM)		Capacity		SKID PK	
	OL	OW	HT	OL	OW	HT	US GAL	LTRS
RB741M	10.9	4.8	27.7	12.2	1.0	3.8	3408	

RB741M shown in CHALK

18 Spool Cover Pot

ITEM	DIM (IN)		DIM (CM)		Capacity		SKID PK
	OD	HT	OD	HT	US GAL	LTRS	
BT215K	10.7	6.8	27.2	17.3	1.5	5.7	3824
RT215N	7.5	6.7	19.1	17.0	0.9	3.5	6480
RT215P	6.7	5.7	17.0	14.5	0.6	2.4	8190
[TS] RT215PT	6.7	5.7	17.0	14.5	0.6	2.3	8190
RT215Z	4.5	4.3	11.4	10.9	0.5	1.9	19440

RT215P shown in BRUSHED CHAMPAGNE

01



02



03



04



05



06



07



08



09



01 Lily Bowl [TS]

ITEM	DIM (IN)		DIM (CM)		Capacity		SKID PK
	OD	HT	OD	HT	US GAL	LTRS	
BL1253P	8.0	3.7	20.3	9.4	0.5	1.9	9750

BL1253P shown in BRUSHED BUTTERSCOTCH

02 Lily Hanging Basket [TS]

ITEM	DIM (IN)		DIM (CM)		Capacity		SKID PK
	OD	HT	OD	HT	US GAL	LTRS	
HG1253T	6.5	4.5	16.5	11.4	0.4	1.5	5964

HG1253T shown in BRUSHED BUTTERSCOTCH

03 Tilly Cover Pot [S]

ITEM	DIM (IN)		DIM (CM)		Capacity		SKID PK
	OD	HT	OD	HT	US GAL	LTRS	
RT1190P	6.5	5.7	16.5	14.5	0.6	2.1	7686

RT1190P shown in MILK CHOCOLATE

04 Tuscany Mod Flora Cover Pot

ITEM	DIM (IN)		DIM (CM)		Capacity		SKID PK
	OD	HT	OD	HT	US GAL	LTRS	
RT344N	7.4	6.1	18.8	15.5	0.8	3.0	6176
RT344P	6.6	5.7	16.8	14.5	0.6	2.4	4710
RT344X	5.6	5.5	14.2	14.0	0.3	1.1	7280

RT344N shown in CHAMPAGNE

05 Mod Flora Cover Pot

ITEM	DIM (IN)		DIM (CM)		Capacity		SKID PK
	OD	HT	OD	HT	US GAL	LTRS	
BT844K	10.7	6.8	27.2	17.3	1.9	7.2	2960

BT844K shown in BLACK BRONZE

06 Tropical Leaf Planter

ITEM	DIM (IN)		DIM (CM)		Capacity		SKID PK
	OD	HT	OD	HT	US GAL	LTRS	
RT568N	10.6	9.6	26.9	24.4	2.5	9.5	1680
RT568N/RT568N	10.6	9.7	26.9	24.6	2.5	9.5	1216

RT568N shown in BRUSHED ANTIQUE BRASS

07 Tropical Vine Planter

ITEM	DIM (IN)		DIM (CM)		Capacity		SKID PK
	OD	HT	OD	HT	US GAL	LTRS	
RT567N	10.6	9.7	26.9	24.6	2.5	9.5	1680
RT567N/RT567N	10.6	9.7	26.9	24.6	2.5	9.5	1216

RT567N shown in BRUSHED SOUTHWEST SAND

08 Urbana Boval

ITEM	DIM (IN)		DIM (CM)		Capacity		SKID PK
	OD	HT	OD	HT	US GAL	LTRS	
BV090E	20.1	6.5	51.1	16.5	3.3	12.3	912
BV090F	17.0	6.0	43.2	15.2	2.2	8.3	696
BV090F/BV090F	17.0	6.0	43.2	15.2	2.2	8.3	1032
BV090G	15.0	6.1	38.1	15.5	1.5	5.8	1440
BV090G/BV090G	15.0	6.1	38.1	15.5	1.5	5.7	1044
BV090G/FELT	15.0	6.1	38.1	15.5	1.5	5.7	1440
BV090F/BV090F	17.0	6.0	43.2	15.2	2.2	8.3	696

DPI722N/DPS1722N shown in BLACK BRONZE

09 Wilson Planter with Saucer [S]

ITEM	DIM (IN)		DIM (CM)		Capacity		SKID PK
	OD	HT	OD	HT	US GAL	LTRS	
DP1722N	10.6	9.5	27.0	24.0	2.6	9.8	896
DP1722N/DPS1722N	10.6	9.5	27.0	24.0	2.6	9.8	896
DP1722P/DPS1722P	8.4	8.3	21.4	21.1	1.5	5.6	1625
DP1722U	4.8	4.0	12.2	10.3	0.2	0.8	9344
DP1722U/DPS1722U	4.8	4.0	12.2	10.3	0.2	0.8	9344
DPX1722N/DPXS1722N	10.6	9.5	27.0	24.0	2.6	9.8	896
DPX1722P/DPXS1722P	8.4	8.3	21.4	21.1	1.5	5.5	1625
DPX1722T/DPXS1722T	6.7	5.7	16.9	14.5	0.5	2.0	4932
DPX1722U/DPXS1722U	4.8	4.0	12.2	10.3	0.2	0.8	9536

DP1722N/DPS1722N shown in POLISHED CHARLESTON GREEN

10



11



12



13



14



15



16



10 Vase Cover Pot

ITEM	DIM (IN)		DIM (CM)		Capacity		SKID PK
	OD	HT	OD	HT	US GAL	LTRS	
DP1717T	6.5	5.7	16.6	14.4	0.5	1.9	5124
DP1717X	4.5	3.7	11.4	9.4	0.2	0.7	10287
RT313H	11.2	9.3	28.4	23.6	2.9	11.1	756
(S) RT313J	10.5	10.0	26.7	25.4	2.7	10.2	2032
(S) RT313J/ROS	10.7	10.0	27.1	25.4	2.7	10.2	2032
(S) RT313J/ROS2	10.7	10.0	27.1	25.4	2.7	10.2	2032
RT313R	8.3	6.6	21.1	16.8	1.1	4.3	5075
RT313T	6.5	6.2	16.5	15.7	0.6	2.2	5040
RT313U	6.6	6.5	16.8	16.5	0.6	2.3	8244
RT313V	5.8	5.5	14.7	14.0	0.3	1.2	7672
RTS313T	4.4	0.5	11.2	1.3	0.0	0.0	3060

RT1020P shown in DRIFTWOOD

11 Saturn Cover Pot

ITEM	DIM (IN)		DIM (CM)		Capacity		SKID PK
	OD	HT	OD	HT	US GAL	LTRS	
RT1020P	10.8	10.5	27.4	26.7	3.2	12.0	1520
RT1020R	9.4	10.1	23.9	25.7	2.4	9.1	1640
RT1020T	5.4	4.5	13.7	11.4	0.3	1.1	12152
RT1020X	3.9	3.7	9.9	9.4	0.1	0.5	15000

RT1020P shown in ROSE COPPER

12 Belly Cover Pot

ITEM	DIM (IN)		DIM (CM)		Capacity		SKID PK
	OD	HT	OD	HT	US GAL	LTRS	
RT011M	10.1	9.3	25.7	23.6	2.6	9.7	2224

RT011M shown in COPPER

13 Helix Flat Rim Cover Pot with Saucer

ITEM	DIM (IN)		DIM (CM)		Capacity		SKID PK
	OD	HT	OD	HT	US GAL	LTRS	
RT795N	10.3	9.7	26.2	24.6	2.5	9.3	2176
RT795N/RTS795N	10.3	9.7	26.2	24.6	2.5	9.3	1264
(TS) RT795NT	10.3	9.7	26.2	24.6	2.5	9.5	2624

RT795N shown in WARM COPPER

14 Sandthatch Cover Pot

ITEM	DIM (IN)		DIM (CM)		Capacity		SKID PK
	OD	HT	OD	HT	US GAL	LTRS	
RT339P	10.3	10.5	26.2	26.7	3.0	11.4	1584

RT339P shown in POWDERED CLAY

15 Belfast Hanging Basket

ITEM	DIM (IN)		DIM (CM)		Capacity		SKID PK
	OD	HT	OD	HT	US GAL	LTRS	
HG1926X/HGS1926X	6.0	5.4	15.2	13.7	0.4	1.4	6174

HG1926X/HGS1926X shown in DARK CHOCOLATE

16 Bentley Hanging Basket with snap on saucer

ITEM	DIM (IN)		DIM (CM)		Capacity		SKID PK
	OD	HT	OD	HT	US GAL	LTRS	
HG1750X/HGS1750X	6.0	5.4	15.2	13.7	0.4	1.4	6174

HG1750X/HGS1750X shown in PURPLE



01 Adelyn Orchid Cover Pot [S]

ITEM	DIM (IN)		DIM (CM)		Capacity		SKID PK
	OD	HT	OD	HT	US GAL	LTRS	
RT1471T	5.6	6.3	14.2	16.0	0.4	1.5	3888

RT1471T shown in LAVENDER

02 Actra Orchid Cover Pot [S]

ITEM	DIM (IN)		DIM (CM)		Capacity		SKID PK
	OD	HT	OD	HT	US GAL	LTRS	
RT1415T	6.0	6.3	15.2	16.0	0.5	1.9	2562

RT1415T shown in GLOSSY CANDY PINK

03 Ava Orchid Cover Pot [S]

ITEM	DIM (IN)		DIM (CM)		Capacity		SKID PK
	OD	HT	OD	HT	US GAL	LTRS	
RT1657T	5.6	6.3	14.2	16.0	0.4	1.5	3888

RT1657T shown in POWDERED DARK AMETHYST

04 Miranda Orchid Cover Pot

ITEM	DIM (IN)		DIM (CM)		Capacity		SKID PK
	OD	HT	OD	HT	US GAL	LTRS	
RT531M	5.0	5.9	12.7	15.0	0.4	1.4	4235

RT531M shown in LAVENDER

05 Bamba Cover Pot

ITEM	DIM (IN)		DIM (CM)		Capacity		SKID PK
	OD	HT	OD	HT	US GAL	LTRS	
DP076P	6.7	5.9	17.0	15.0	0.7	2.5	5076
RT076T	4.9	6.0	12.4	15.2	0.3	1.3	7084

DP076P shown in WINTER GREY

06 Beres Orchid Cover Pot

ITEM	DIM (IN)		DIM (CM)		Capacity		SKID PK
	OD	HT	OD	HT	US GAL	LTRS	
RT838M	5.0	5.9	12.7	15.0	0.3	1.2	5472
RT838N	4.6	5.0	11.7	12.7	0.2	0.8	8640
RT838T	7.0	7.8	17.7	19.8	0.9	3.2	2808
RT838U	7.4	7.6	18.7	19.3	1.0	3.6	2739

RT838M shown in POWDERED DARK AMETHYST

07 Basic Double Rim Planter

ITEM	DIM (IN)		DIM (CM)		Capacity		SKID PK
	OD	HT	OD	HT	US GAL	LTRS	
DP251T	5.4	6.1	13.7	15.5	0.4	1.4	10752

Need Code shown in FESTIVAL FUCHSIA

08 Dune Orchid Cover Pot

ITEM	DIM (IN)		DIM (CM)		Capacity		SKID PK
	OD	HT	OD	HT	US GAL	LTRS	
RT821T	5.7	6.3	14.5	16.0	0.4	1.7	4116
RT821V	5.0	5.9	12.7	15.0	0.3	1.2	7497
RT821Z	3.5	4.4	9.0	11.0	0.1	0.4	11200

RT821T shown in ROSE PINK

09 Ellis Orchid Cover Pot

ITEM	DIM (IN)		DIM (CM)		Capacity		SKID PK
	OD	HT	OD	HT	US GAL	LTRS	
PN677T	7.6	6.7	19.3	17.0	1.0	3.6	4890
(TS) PN677TT	7.6	6.7	19.3	17.0	1.0	3.6	5790
RT677M	4.9	5.9	12.4	15.0	0.3	1.3	5467

RT667M shown in LAVENDER



10 Florence Orchid Cover Pot

ITEM	DIM (IN)		DIM (CM)		Capacity		SKID PK
	OD	HT	OD	HT	US GAL	LTRS	
RT034V	5.0	5.9	12.7	15.0	0.3	1.2	7497

RT034V shown in GLITZ PURPLE

11 Jena Orchid Cover Pot

ITEM	DIM (IN)		DIM (CM)		Capacity		SKID PK
	OD	HT	OD	HT	US GAL	LTRS	
RT577M	5.0	5.9	12.7	15.0	0.3	1.2	10560

RT577M shown in LAVENDER

12 Jute Orchid Cover Pot

ITEM	DIM (IN)		DIM (CM)		Capacity		SKID PK
	OD	HT	OD	HT	US GAL	LTRS	
RT033V	5.1	5.9	13.0	15.0	0.3	1.2	8192

RT033V shown in BRUSHED WISTERIA

13 Sylvia Orchid Square Cover Pot

ITEM	DIM (IN)		DIM (CM)		Capacity		SKID PK
	OD	HT	OD	HT	US GAL	LTRS	
ST741M	5.0	5.9	12.7	15.0	0.4	1.5	4224

ST741M shown in CORAL HAZE PINK

14 Cameo Orchid Cover Pot

ITEM	DIM (IN)		DIM (CM)		Capacity		SKID PK
	OD	HT	OD	HT	US GAL	LTRS	
RT1288T	5.1	5.9	13.2	15.0	0.3	1.1	3968

RT1288T shown in BEIGE GREY



DECORATIVE Collection

Our collection of durable, high quality, light weight decorative containers are the perfect answer to bring style and elegance to your home and garden. This collection boasts unique designs and eye-catching customizable colours and finishes to help you accent your plants and flowers.

Laura Tacha
Costing and Margin Analyst



01



02



03



01 Durham Planter							
ITEM	DIM (IN)		DIM (CM)		Capacity		SKID PK
	OD	HT	OD	HT	US GAL	LTRS	
DP1883C	17.5	13.3	44.5	33.7	6.9	26.1	906
DP1883E	13.8	11.9	35.1	30.2	3.8	14.5	1620

DP1883C shown in COFFEE WASH

02 Durham Square							
ITEM	DIM (IN)		DIM (CM)		Capacity		SKID PK
	OD	HT	OD	HT	US GAL	LTRS	
SQ1883H	14.4	11.9	36.6	30.2	5.6	21.2	1278

SQ1883H shown in COFFEE WASH

03 Elgin Hanging Basket							
ITEM	DIM (IN)		DIM (CM)		Capacity		SKID PK
	OD	HT	OD	HT	US GAL	LTRS	
HG1481H	11.7	6.9	29.7	17.5	2.0	7.6	2208
HG1481K	11.0	7.3	27.9	18.5	1.8	6.8	2560

HG1481H shown in BLACK

04 Elgin Planter							
ITEM	DIM (IN)		DIM (CM)		Capacity		SKID PK
	OD	HT	OD	HT	US GAL	LTRS	
DP1481M	12.0	9.2	30.5	23.4	2.5	9.5	2808

DP1481M shown in BLACK

05 Abby Hanging Basket							
ITEM	DIM (IN)		DIM (CM)		Capacity		SKID PK
	OD	HT	OD	HT	US GAL	LTRS	
HG678C	13.2	7.6	33.4	19.4	2.8	10.5	1557
HG678K	11.8	6.5	30.0	16.5	1.9	7.0	2364
HG678M	11.0	6.5	28.0	16.5	1.7	6.3	3168

HG678C shown in SMOKED GREY

06 Amman Rimless Planter							
ITEM	DIM (IN)		DIM (CM)		Capacity		SKID PK
	OD	HT	OD	HT	US GAL	LTRS	
RT1837S	6.9	7.0	17.4	17.7	0.7	2.6	6480

RT1837S shown in HARBOR GREY

07 Banderra Planter							
ITEM	DIM (IN)		DIM (CM)		Capacity		SKID PK
	OD	HT	OD	HT	US GAL	LTRS	
[TS] PN195P	6.8	6.3	17.3	16.0	0.6	2.3	8073
PN195Q	6.6	6.3	16.8	16.0	0.6	2.3	6952
PN195T	7.6	7.1	19.3	18.0	0.9	3.2	4851
PN195W	6.0	5.2	15.2	13.2	0.4	1.5	7236
[TS] PN195WT	6.0	5.2	15.2	13.2	0.4	1.5	6624

PN195Q shown in SILVER

04



05



06



07



08



09



10



11



12



13



14



15



08 Bentley Planter							
ITEM	DIM (IN)		DIM (CM)		Capacity		SKID PK
	OD	HT	OD	HT	US GAL	LTRS	
DP1750R	8.0	6.5	20.3	16.5	0.9	3.4	4525

DP1750R shown in SMOKY BEIGE

09 Bliss Hanging Basket							
ITEM	DIM (IN)		DIM (CM)		Capacity		SKID PK
	OD	HT	OD	HT	US GAL	LTRS	
HG1960M	10.7	7.3	27.2	18.5	1.8	6.7	2528

HG1960M shown in SMOKED GREY

10 Bliss Planter							
ITEM	DIM (IN)		DIM (CM)		Capacity		SKID PK
	OD	HT	OD	HT	US GAL	LTRS	
DP1960O	10.0	7.8	25.4	19.7	1.6	6.0	3424

DP1960O shown in SMOKED GREY

11 Bellport Planter							
ITEM	DIM (IN)		DIM (CM)		Capacity		SKID PK
	OD	HT	OD	HT	US GAL	LTRS	
DP1913K	10.2	7.8	25.9	19.8	1.6	6.1	5792

DP1913K shown in SMOKED GREY

12 Bristol Hanging Basket							
ITEM	DIM (IN)		DIM (CM)		Capacity		SKID PK
	OD	HT	OD	HT	US GAL	LTRS	
HG1515K	11.7	6.9	29.8	17.5	2.0	7.6	2112

HG1515K shown in WASHED GINGER

13 Bristol Pan							
ITEM	DIM (IN)		DIM (CM)		Capacity		SKID PK
	OD	HT	OD	HT	US GAL	LTRS	
LT1515M	12.0	4.5	30.5	11.4	1.6	6.1	2172

LT1515M shown in WASHED GINGER

14 Bristol Planter							
ITEM	DIM (IN)		DIM (CM)		Capacity		SKID PK
	OD	HT	OD	HT	US GAL	LTRS	
DP1515G	12.0	9.3	30.4	23.7	2.7	10.2	2460
DP1515H	12.3	9.4	31.2	23.8	2.8	10.6	2460

DP1515G shown in WASHED GINGER

15 Allegro Planter							
ITEM	DIM (IN)		DIM (CM)		Capacity		SKID PK
	OD	HT	OD	HT	US GAL	LTRS	
DP105M	10.9	8.5	27.7	21.6	1.6	6.0	4848
DP105P	7.9	6.2	20.1	15.7	0.7	2.6	6540

DP105P shown in FOGGY GREY

01



02



03



04



05



06



07



08



09



01 Calista Hanging Basket [TS]

ITEM	DIM (IN)		DIM (CM)		Capacity		SKID PK
	OD	HT	OD	HT	US GAL	LTRS	
HG1435H	12.0	7.4	30.5	18.8	2.0	7.6	2040
HG1435M	10.0	7.0	25.4	17.8	1.5	5.7	2608

HG1435H shown in BRUSHED CHAMPAGNE

02 Calista Planter [TS]

ITEM	DIM (IN)		DIM (CM)		Capacity		SKID PK
	OD	HT	OD	HT	US GAL	LTRS	
DP1435L	11.9	9.4	30.2	23.9	2.5	9.5	2460

DP1435L shown in METTALIC GREY

03 Calista Urn [TS]

ITEM	DIM (IN)		DIM (CM)		Capacity		SKID PK
	OD	HT	OD	HT	US GAL	LTRS	
DU1435H	12.6	15.8	32.0	40.1	3.0	11.4	660

DU1435H shown in CHALK

04 Carver Pan [S]

ITEM	DIM (IN)		DIM (CM)		Capacity		SKID PK
	OD	HT	OD	HT	US GAL	LTRS	
LT1714H	12.0	4.5	30.5	11.4	1.6	6.0	2172

LT1714H shown in Foggy Grey Top/Smoked Grey Base

05 Cherie Bowl [S] [TS]

ITEM	DIM (IN)		DIM (CM)		Capacity		SKID PK
	OD	HT	OD	HT	US GAL	LTRS	
BL1568N	10.5	5.0	26.7	12.7	1.3	4.9	4528

BL1568N shown in ROYAL PURPLE

06 Cherie Planter [S] [TS]

ITEM	DIM (IN)		DIM (CM)		Capacity		SKID PK
	OD	HT	OD	HT	US GAL	LTRS	
RT1568T	7.8	6.7	19.8	17.0	0.9	3.2	5550

RT1568T shown in ROYAL PURPLE

07 Camelot Bowl [TS]

ITEM	DIM (IN)		DIM (CM)		Capacity		SKID PK
	OD	HT	OD	HT	US GAL	LTRS	
BL1126H	14.0	6.0	35.6	15.2	2.5	9.5	2340

BL1126H shown in POWDERED TAUPE

08 Dawson Cover Pot [TS]

ITEM	DIM (IN)		DIM (CM)		Capacity		SKID PK
	OD	HT	OD	HT	US GAL	LTRS	
[S] RT1511S	8.3	6.5	21.1	16.5	1.0	3.8	5425
RT1511T	8.3	6.5	21.1	16.5	1.0	3.8	5425

RT1511S shown in SMOKED GREY

09 Forest Hanging Basket [TS]

ITEM	DIM (IN)		DIM (CM)		Capacity		SKID PK
	OD	HT	OD	HT	US GAL	LTRS	
HG355H	12.1	6.7	30.7	17.0	2.0	7.6	1956
HG355J	11.6	6.7	29.5	17.0	2.0	7.6	2184

HG355H shown in CHALK



10



11



12



13



10 Cask Wide Bands Planter [TS]

ITEM	DIM (IN)		DIM (CM)		Capacity		SKID PK
	OD	HT	OD	HT	US GAL	LTRS	
PN1375R	7.8	5.8	19.7	14.6	0.8	3.0	7380

PN1375R shown in CHESTNUT FUSION

11 Edison Planter [S]

ITEM	DIM (IN)		DIM (CM)		Capacity		SKID PK
	OD	HT	OD	HT	US GAL	LTRS	
[TS] RT1321U	5.8	5.5	14.7	14.0	0.4	1.6	8771
RT1321V	5.6	5.5	14.2	14.0	0.4	1.5	8771
RT1321X	5.5	5.5	14.0	14.0	0.4	1.4	11984

RT1321V shown in PINK

12 Elma Tub Bowl [TS]

ITEM	DIM (IN)		DIM (CM)		Capacity		SKID PK
	OD	HT	OD	HT	US GAL	LTRS	
BL1458K	12.5	6.2	31.8	15.7	1.7	6.4	1746

BL1458K shown in BLACK

13 Empire Planter [TS]

ITEM	DIM (IN)		DIM (CM)		Capacity		SKID PK
	OD	HT	OD	HT	US GAL	LTRS	
DP891N	8.0	6.3	20.3	16.0	1.0	3.7	5580
TN891D	15.0	12.0	38.1	30.5	5.6	21.0	1143

BL1458K shown in HOT PINK

01



02



03



01 Everest Planter [TS]							
ITEM	DIM (IN)		DIM (CM)		Capacity		SKID PK
	OD	HT	OD	HT	US GAL	LTRS	
DP1327M	10.9	7.5	27.7	19.2	1.7	6.2	4896
DP1327P	8.0	6.0	20.3	15.2	0.7	2.7	6825

DP1327M shown in SOUTHERN CLAY

02 Folie Pan							
ITEM	DIM (IN)		DIM (CM)		Capacity		SKID PK
	OD	HT	OD	HT	US GAL	LTRS	
PN1844M	11.9	4.3	30.2	11.0	1.2	4.6	3336

PN1844M shown in LIGHT WHITE WASH

03 Genesis Planter							
ITEM	DIM (IN)		DIM (CM)		Capacity		SKID PK
	OD	HT	OD	HT	US GAL	LTRS	
DP1521M	12.0	9.4	30.5	23.8	2.9	10.8	1656

DP1521M shown in AGED BLACK

04 Fraser Hanging Basket [TS]							
ITEM	DIM (IN)		DIM (CM)		Capacity		SKID PK
	OD	HT	OD	HT	US GAL	LTRS	
HG1484D	12.9	7.5	32.7	19.1	2.6	9.8	1620
HG1484J	11.8	7.3	30.0	18.5	2.1	7.9	2364

shown in
[TS] HG1484J 11.8 7.3 30.0 18.5 2.1 7.9 2364
HG1484D shown in VINTAGE COPPER

05 Fraser Hanging Basket [S]							
ITEM	DIM (IN)		DIM (CM)		Capacity		SKID PK
	OD	HT	OD	HT	US GAL	LTRS	
GG1484D	12.9	7.5	32.8	19.1	2.6	9.8	1350
GGX1484E	12.3	9.0	31.2	22.9	2.6	9.8	1176

GGX1484E shown in GREYSTONE

06 Fraser Planter							
ITEM	DIM (IN)		DIM (CM)		Capacity		SKID PK
	OD	HT	OD	HT	US GAL	LTRS	
[TS] DP1484H	12.5	9.4	31.8	23.9	2.7	10.2	2460
DP1484Q	10.0	7.3	25.4	18.5	1.7	6.3	2864

DP1484H shown in GREYSTONE

07 Rope Hex Hanging Basket [TS]							
ITEM	DIM (IN)		DIM (CM)		Capacity		SKID PK
	OD	HT	OD	HT	US GAL	LTRS	
XG065L	11.7	7.5	29.7	19.1	2.0	7.6	2032
XG065N	9.4	7.6	23.9	19.3	1.3	4.9	4725
XG065P	8.8	6.8	22.4	17.3	1.0	3.8	5841

XG065L shown in BLACK

08 Home Sweet Home Planter							
ITEM	DIM (IN)		DIM (CM)		Capacity		SKID PK
	OD	HT	OD	HT	US GAL	LTRS	
RT1848N	10.3	9.7	26.2	24.6	2.5	9.5	1968

RT1848N shown in Hazel White

09 Idas Bowl [TS]							
ITEM	DIM (IN)		DIM (CM)		Capacity		SKID PK
	OD	HT	OD	HT	US GAL	LTRS	
BL1455H	10.6	5.0	26.9	12.7	1.3	4.9	3760

BL1455H shown in FOGGY GREY

09



10



11



09 Keke Planter							
ITEM	DIM (IN)		DIM (CM)		Capacity		SKID PK
	OD	HT	OD	HT	US GAL	LTRS	
DP1914R	8.0	6.5	20.3	16.5	1.0	3.8	4525

DP1914R shown in POWDERED CLAY

10 Mariella Bowl [TS]							
ITEM	DIM (IN)		DIM (CM)		Capacity		SKID PK
	OD	HT	OD	HT	US GAL	LTRS	
BL1664H	11.5	5.0	29.2	12.6	1.3	4.9	2940

BL1664H shown in GREYSTONE

11 Mariella Hanging Basket [TS]							
ITEM	DIM (IN)		DIM (CM)		Capacity		SKID PK
	OD	HT	OD	HT	US GAL	LTRS	
HG1664J	11.7	6.9	29.8	17.5	2.0	7.6	1932

HG1664J shown in GREYSTONE

12 Mariella Tall Planter [TS]							
ITEM	DIM (IN)		DIM (CM)		Capacity		SKID PK
	OD	HT	OD	HT	US GAL	LTRS	
TP1664J	12.1	12.0	30.8	30.4	3.5	13.2	1632

TP1664J shown in GREYSTONE

13 Mariella Window Box [TS]							
ITEM	DIM (IN)		DIM (CM)		Capacity		SKID PK
	OD	HT	OD	HT	US GAL	LTRS	
WB1664H	19.5	6.0	49.5	15.3	2.4	9.0	2492

WB1664H shown in GREYSTONE

13 Mariella Planter [TS]							
ITEM	DIM (IN)		DIM (CM)		Capacity		SKID PK
	OD	HT	OD	HT	US GAL	LTRS	
DP1664J	12.6	9.4	32	23.8	2.8	10.6	2508
DP1664K	11.8	8.7	29.9	22	2.5	9.5	2484

DP1664J shown in GREYSTONE

15 Madison Hanging Basket [TS]							
ITEM	DIM (IN)		DIM (CM)		Capacity		SKID PK
	OD	HT	OD	HT	US GAL	LTRS	
HG1823J	11.1	7.0	28.1	17.8	1.8	6.8	2800

HG1823J shown in BRUSHED FOGGY GREY

16 Mateo Cover Pot							
ITEM	DIM (IN)		DIM (CM)		Capacity		SKID PK
	OD	HT	OD	HT	US GAL	LTRS	
RT1703K	10.2	7.5	25.9	19.0	1.7	6.4	2640

RT1703K shown in BRUSHED BUTTERSCOTCH

17 Mere Cover Pot							
ITEM	DIM (IN)		DIM (CM)		Capacity		SKID PK
	OD	HT	OD	HT	US GAL	LTRS	
RT1249O-No print	8.0	6.9	20.3	17.5	1.1	4.2	3300

RT1249O shown in SMOKY BEIGE

12



13



14



15



16



17





01 Oasis Cover Pot [TS]

ITEM	DIM (IN)		DIM (CM)		Capacity		SKID PK
	OD	HT	OD	HT	US GAL	LTRS	
BT1308K	10.8	6.8	27.4	17.3	1.5	5.7	3376

BT1308K shown in POWDERED GINGER

02 Orson Planter [TS]

ITEM	DIM (IN)		DIM (CM)		Capacity		SKID PK
	OD	HT	OD	HT	US GAL	LTRS	
DP1904M	11.5	9.4	29.2	23.9	2.6	9.8	1680

DP1904M shown in SOUTHERN CLAY

03 Palermo Planter [TS]

ITEM	DIM (IN)		DIM (CM)		Capacity		SKID PK
	OD	HT	OD	HT	US GAL	LTRS	
DP1854M	12.0	10.0	30.5	25.4	3.0	11.2	1140
DP1854P	8.0	6.0	20.3	15.2	0.8	3.0	4125

DP1854M shown in PEACH TERRA COTTA
DP1854P shown in SOUTHERN CLAY



04 Philadelphia Hanging Basket [TS]

ITEM	DIM (IN)		DIM (CM)		Capacity		SKID PK SET
	OD	HT	OD	HT	US GAL	LTRS	
HG1880J	11.7	6.6	29.6	16.8	1.8	6.8	2424

HG1880J shown in BARLEY

05 Philadelphia Planter 13" [TS]

ITEM	DIM (IN)		DIM (CM)		Capacity		SKID PK
	OD	HT	OD	HT	US GAL	LTRS	
DP1880G	13.0	9.4	33.0	23.9	3.0	11.4	1944
DP1880H	12.7	8.9	32.3	22.7	2.7	10.2	1899

DP1880G shown in BARLEY
DP1880H shown in BARLEY

06 Philadelphia Planter 16" [TS]

ITEM	DIM (IN)		DIM (CM)		Capacity		SKID PK
	OD	HT	OD	HT	US GAL	LTRS	
DP1880C	16.1	12.3	41.0	31.3	6.7	25.4	810

DP1880C shown in BARLEY



07 Philadelphia Cover Pot [TS]

ITEM	DIM (IN)		DIM (CM)		Capacity		SKID PK
	OD	HT	OD	HT	US GAL	LTRS	
BT1880P	8.9	6.2	22.7	15.7	1.0	3.9	5450

BT1880P shown in PEACH TERRA COTTA

08 Philadelphia Window Box [TS]

ITEM	DIM (IN)		DIM (CM)		Capacity		SKID PK
	OD	HT	OD	HT	US GAL	LTRS	
WB1880H	20.2	9.1	51.2	23.0	4.8	18.3	1344

WB1880H shown in BARLEY



09 Piper Hanging Basket [TS]

ITEM	DIM (IN)		DIM (CM)		Capacity		SKID PK SET
	OD	HT	OD	HT	US GAL	LTRS	
HG1304H	11.7	6.9	29.7	17.5	2.0	7.6	1848

HG1304H shown in POWDERED GINGER

10 Piper Planter [TS]

ITEM	DIM (IN)		DIM (CM)		Capacity		SKID PK
	OD	HT	OD	HT	US GAL	LTRS	
DP1304D	16.5	11.8	41.9	30.0	5.7	21.6	1062
DP1304E	12.8	9.4	32.5	23.9	3.1	11.7	1656
DP1304F	12.2	8.8	31.0	22.4	2.5	9.5	2472

DP1304D shown in POWDERED GINGER

11 Pomm Crate [TS]

ITEM	DIM (IN)		DIM (CM)		Capacity		SKID PK
	OD	HT	OD	HT	US GAL	LTRS	
WB118K	19.0	9.0	48.3	22.9	7.9	30.0	846

WB118K shown in DISTRESSED CEDAR



12 Rib Planter [TS]

ITEM	DIM (IN)		DIM (CM)		Capacity		SKID PK
	OD	HT	OD	HT	US GAL	LTRS	
DP1902R	8.0	6.5	20.3	16.5	0.9	3.4	4725

DP1902R shown in COTTON WHITE

13 Rene Planter [TS]

ITEM	DIM (IN)		DIM (CM)		Capacity		SKID PK
	OD	HT	OD	HT	US GAL	LTRS	
DP1871A	19.8	15.8	50.3	40.1	11.5	43.6	388
DP1871D	16.8	12.9	42.7	32.8	6.9	26.0	738
DP1871E	13.8	10.0	35.1	25.4	3.5	13.1	1665
DP1871H	11.8	9.0	30.0	22.9	2.4	9.2	1896

DP1871I shown in POWDERED BEIGE GREY

14 Rene Square [TS]

ITEM	DIM (IN)		DIM (CM)		Capacity		SKID PK
	OD	HT	OD	HT	US GAL	LTRS	
SQ1871H	11.8	9.0	30.0	22.9	3.2	11.9	2244

SQ1871H shown in POWDERED BEIGE GREY



15 Rene Window Box [TS]

ITEM	DIM (IN)		DIM (CM)		Capacity		SKID PK
	OD	HT	OD	HT	US GAL	LTRS	
WB1871F	15.0	6.3	38.1	16.0	2.0	7.5	1995

WB1871F shown in BARK BRUSH

16 Russel Hanging Basket [TS]

ITEM	DIM (IN)		DIM (CM)		Capacity		SKID PK SET
	OD	HT	OD	HT	US GAL	LTRS	
HG1629J	11.7	8.0	29.7	20.3	2.3	8.8	1944

HG1629J shown in BEIGE GREY

17 Russel Hanging Basket [TS]

ITEM	DIM (IN)		DIM (CM)		Capacity		SKID PK SET
	OD	HT	OD	HT	US GAL	LTRS	
HG1629H	11.9	8.0	30.2	20.3	2.3	8.8	1776

HG1629J shown in CAPPUCINO



01 Sadie Square [TTS]

ITEM	DIM (IN)		DIM (CM)		Capacity		SKID PK
	OD	HT	OD	HT	US GAL	LTRS	
SD1455N	9.7	8.5	24.6	21.6	2.3	8.5	3008

SD1455N shown in AGED BLACK

02 Sadie Window Box [TTS]

ITEM	DIM (IN)		DIM (CM)		Capacity		SKID PK
	OD	HT	OD	HT	US GAL	LTRS	
WB1455C	24.0	6.7	61.0	17.0	3.6	13.6	1590

WB1455C shown in AGED BLACK

03 Sandthatch Planter

ITEM	DIM (IN)		DIM (CM)		Capacity		SKID PK
	OD	HT	OD	HT	US GAL	LTRS	
DP339Q	10.0	7.3	25.4	18.5	1.7	6.4	2864
TTP339H	14.0	15.0	35.6	38.1	7.6	28.8	198

DP339Q shown in FAUX CONCRETE

04 Simple Stone Herb Window Box

ITEM	DIM (IN)		DIM (CM)		Capacity		SKID PK
	OD	HT	OD	HT	US GAL	LTRS	
WB998K	11.0	6.0	28.0	15.2	1.4	5.2	1624

WB998K shown in WASHED BRONZE

05 Stanton Oval

ITEM	DIM (IN)		DIM (CM)		Capacity		SKID PK
	OD	HT	OD	HT	US GAL	LTRS	
OV1912O	13.0	6.0	33.0	15.2	1.3	5.0	3900

OV1912O shown in POWDERED TAUPE

06 Stanton Planter

ITEM	DIM (IN)		DIM (CM)		Capacity		SKID PK
	OD	HT	OD	HT	US GAL	LTRS	
DP1912R	8.0	6.5	20.3	16.5	1.0	3.7	4775

DP1912R shown in POWDERED BEIGE GREY



07 Trinia Rimless Planter

ITEM	DIM (IN)		DIM (CM)		Capacity		SKID PK
	OD	HT	OD	HT	US GAL	LTRS	
DP700M	12.6	10.2	32.0	25.9	3.2	12.2	1056
DP700N	10.0	8.3	25.4	21.1	1.8	6.7	3120
DP700O	7.8	6.3	19.8	16.0	1.0	3.6	4172
[TTS] DP700OT	7.9	6.3	20.1	16.0	0.9	3.4	4175

DP700M shown in WHITE

08 Tulum Planter [TTS]

ITEM	DIM (IN)		DIM (CM)		Capacity		SKID PK
	OD	HT	OD	HT	US GAL	LTRS	
DP1832M	11.8	9.5	30.0	24.0	3.0	11.4	1368

DP1832M shown in WHITE WASH

09 Tuscany Basic Tall Square

ITEM	DIM (IN)		DIM (CM)		Capacity		SKID PK
	OD	HT	OD	HT	US GAL	LTRS	
TS033K	15.0	16.5	38.1	41.9	11.5	43.6	576
TS033P	10.7	13.0	27.2	33.0	4.0	15.0	1440
TS033P/TCS033P	10.5	13.0	26.7	33.0	4.0	15.1	922
[TTS] TS033PT	10.7	13.0	27.2	33.0	3.9	14.8	1440

TS033PT shown in BLACK

10 Twizzler Hanging Basket [S] [TTS]

ITEM	DIM (IN)		DIM (CM)		Capacity		SKID PK
	OD	HT	OD	HT	US GAL	LTRS	
HG1958M	10.7	7.3	27.2	18.5	1.8	6.7	2528

HG1958M shown in FOGGY GREY

11 Twizzler planter [TTS]

ITEM	DIM (IN)		DIM (CM)		Capacity		SKID PK
	OD	HT	OD	HT	US GAL	LTRS	
TP1958G	14.0	13.6	35.6	34.5	5.8	22.0	1179

TP1958G shown in FOGGY GREY

12 Willow Bowl

ITEM	DIM (IN)		DIM (CM)		Capacity		SKID PK
	OD	HT	OD	HT	US GAL	LTRS	
BL1756H	12.0	6.5	30.5	16.5	2.0	7.6	2556

BL1756H shown in EBONY GREY

13 Willow Hanging Basket [TTS]

ITEM	DIM (IN)		DIM (CM)		Capacity		SKID PK
	OD	HT	OD	HT	US GAL	LTRS	
HG1756D	12.9	7.5	32.8	19.1	2.6	9.8	1512

HG1756D shown in POWDERED FOGGY GREY



01 Acorn Planter							
ITEM	DIM (IN)		DIM (CM)		Capacity		SKID PK
	OD	HT	OD	HT	US GAL	LTRS	
DP220E	13.0	10.6	33.0	26.9	3.5	13.2	1863
DP220M	10.1	7.5	25.7	19.1	1.7	6.3	3200
DP220E shown in WARM COPPER							
02 Acorn Hanging Basket							
ITEM	DIM (IN)		DIM (CM)		Capacity		SKID PK
	OD	HT	OD	HT	US GAL	LTRS	SET
HG220M	10.0	6.9	25.4	17.5	1.5	5.8	3000
HG220M shown in WARM COPPER							
03 Alhambra Planter							
ITEM	DIM (IN)		DIM (CM)		Capacity		SKID PK
	OD	HT	OD	HT	US GAL	LTRS	
DP1236F	15.0	10.7	38.1	27.2	5.6	21.1	1125
DP1236I	12.0	9.4	30.5	23.9	2.7	10.1	1884
DP1236N	8.0	6.2	20.3	15.7	0.8	3.0	5325
DP1236F shown in BRUSHED CHAMPAGNE							
04 Alhambra Square							
ITEM	DIM (IN)		DIM (CM)		Capacity		SKID PK
	OD	HT	OD	HT	US GAL	LTRS	
SD1236N	10.0	7.9	25.4	20.1	1.9	7.2	2768
SD1236N shown in BRUSHED CHAMPAGNE							
05 Artichoke Planter							
ITEM	DIM (IN)		DIM (CM)		Capacity		SKID PK
	OD	HT	OD	HT	US GAL	LTRS	
DP753L	12.0	9.3	30.5	23.6	2.5	9.6	2520
DP753L shown in PATINA COPPER							
06 Artichoke Hanging Basket							
ITEM	DIM (IN)		DIM (CM)		Capacity		SKID PK
	OD	HT	OD	HT	US GAL	LTRS	SET
HG753H	12.0	6.7	30.5	17.0	2.0	7.6	1980
HG753H shown in PATINA COPPER							
07 Asha Planter							
ITEM	DIM (IN)		DIM (CM)		Capacity		SKID PK
	OD	HT	OD	HT	US GAL	LTRS	
DP1656G	12.2	9.8	31.0	24.9	2.8	10.6	2724
DP1656G shown in SANTA FE							
08 Asha Hanging Basket							
ITEM	DIM (IN)		DIM (CM)		Capacity		SKID PK
	OD	HT	OD	HT	US GAL	LTRS	SET
HG1656H	11.9	6.9	30.2	17.5	2.0	7.6	1812
HG1656H shown in SANTA FE							
09 Ava Planter							
ITEM	DIM (IN)		DIM (CM)		Capacity		SKID PK
	OD	HT	OD	HT	US GAL	LTRS	
DP1657F	12.2	9.6	31.0	24.3	3.0	11.4	2616
DP1657F shown in ROSE COPPER							



10 Ashbridges Planter							
ITEM	DIM (IN)		DIM (CM)		Capacity		SKID PK
	OD	HT	OD	HT	US GAL	LTRS	
DP1416H	12.0	9.6	30.5	24.4	3.0	11.4	1368
DP1416H shown in POWDERED FOGGY GREY							
11 Ashbridges Hanging Basket							
ITEM	DIM (IN)		DIM (CM)		Capacity		SKID PK
	OD	HT	OD	HT	US GAL	LTRS	SET
HG1416H	11.7	6.9	29.7	17.5	2.0	7.6	2532
HG1416H shown in POWDERED FOGGY GREY							
12 Avenue Planter							
ITEM	DIM (IN)		DIM (CM)		Capacity		SKID PK
	OD	HT	OD	HT	US GAL	LTRS	
DP1230P	9.3	6.3	23.6	16.0	1.1	4.2	5440
DP1230P shown in FOGGY GREY							
13 Bamba Pot							
ITEM	DIM (IN)		DIM (CM)		Capacity		SKID PK
	OD	HT	OD	HT	US GAL	LTRS	
PN076F	10.8	7.3	27.4	18.5	1.9	7.2	3840
PN076F shown in MILK CHOCOLATE							
14 Bamba Bowl							
ITEM	DIM (IN)		DIM (CM)		Capacity		SKID PK
	OD	HT	OD	HT	US GAL	LTRS	
BL076K	10.0	5.0	25.4	12.7	1.0	3.9	4500
BL076N	8.5	4.3	21.6	10.9	0.7	2.5	6750
BL076R	7.0	3.5	17.8	8.9	0.4	1.5	8100
BL076K shown in MILK CHOCOLATE							
15 Bangle Planter							
ITEM	DIM (IN)		DIM (CM)		Capacity		SKID PK
	OD	HT	OD	HT	US GAL	LTRS	
DP466H	12.0	9.4	30.5	23.9	2.6	9.7	2100
DP466H shown in BLACK BRONZE							
16 Bangle Bowl							
ITEM	DIM (IN)		DIM (CM)		Capacity		SKID PK
	OD	HT	OD	HT	US GAL	LTRS	
BL466K	10.0	5.0	25.4	12.7	1.1	4.2	3840
BL466K shown in BLACK BRONZE							
17 Bari Tall Square							
ITEM	DIM (IN)		DIM (CM)		Capacity		SKID PK
	OD	HT	OD	HT	US GAL	LTRS	
TS704F	14.0	14.0	35.6	35.6	6.6	24.9	1188
TS704F shown in VINTAGE COPPER							
18 Basic Flared Planter							
ITEM	DIM (IN)		DIM (CM)		Capacity		SKID PK
	OD	HT	OD	HT	US GAL	LTRS	
PN901N	10.1	7.3	25.7	18.5	1.6	5.9	3440
TP901O	10.0	8.0	25.4	20.3	1.7	6.4	3600
PN901N shown in MILK CHOCOLATE							



01 Baroque Planter [TS]

ITEM	DIM (IN)		DIM (CM)		Capacity		SKID PK
	OD	HT	OD	HT	US GAL	LTRS	
DP1110H	11.9	9.3	30.2	23.6	2.7	10.1	2652

DP1110H shown in BRUSHED ANTIQUE BRASS

02 Baroque Hanging Basket

ITEM	DIM (IN)		DIM (CM)		Capacity		SKID PK
	OD	HT	OD	HT	US GAL	LTRS	
HG1110H	12.0	6.7	30.5	17.0	2.0	7.5	1980
[TS] HG1110M	10.7	7.0	27.2	17.8	1.8	6.8	2560

HG1110H shown in BRUSHED ANTIQUE BRASS

03 Basic Double Rim Bowl

ITEM	DIM (IN)		DIM (CM)		Capacity		SKID PK
	OD	HT	OD	HT	US GAL	LTRS	
BL251H	12.0	4.9	30.5	12.4	1.3	5.0	4416

BL251H shown in DARK CHOCOLATE

04 Basic Double Rim Square

ITEM	DIM (IN)		DIM (CM)		Capacity		SKID PK
	OD	HT	OD	HT	US GAL	LTRS	
SD251T	7.0	6.4	17.8	16.3	0.8	3.1	6012

SD251T shown in DARK CHOCOLATE

05 Basic Double Rim Hanging Basket

ITEM	DIM (IN)		DIM (CM)		Capacity		SKID PK
	OD	HT	OD	HT	US GAL	LTRS	
HG251M	9.6	6.0	24.4	15.2	1.1	4.0	3600

HG251M shown in DARK CHOCOLATE

06 Belly Bowl

ITEM	DIM (IN)		DIM (CM)		Capacity		SKID PK
	OD	HT	OD	HT	US GAL	LTRS	
BL011H	12.0	6.0	30.5	15.2	2.0	7.6	2616

BL011H shown in CAPPUCCINO

07 Belly Planter

ITEM	DIM (IN)		DIM (CM)		Capacity		SKID PK
	OD	HT	OD	HT	US GAL	LTRS	
DP011H	12.0	9.1	30.5	23.1	2.9	10.9	1632

DP011H shown in MILK CHOCOLATE

08 Bakers Pot

ITEM	DIM (IN)		DIM (CM)		Capacity		SKID PK
	OD	HT	OD	HT	US GAL	LTRS	
LT348T	9.4	3.9	23.9	9.9	1.0	3.9	4480

LT348T shown in WARM COPPER

09 Birkin Planter

ITEM	DIM (IN)		DIM (CM)		Capacity		SKID PK
	OD	HT	OD	HT	US GAL	LTRS	
DP1251C	17.2	12.0	43.7	30.5	6.7	25.4	744
DP1251G	12.8	10.0	32.5	25.4	3.2	11.9	1485

DP1251C shown in BRUSHED PEACH TERRA COTTA



10 Beaded Linen Oval

ITEM	DIM (IN)			DIM (CM)			Capacity		SKID PK
	OL	OW	HT	OL	OW	HT	US GAL	LTRS	
RB454C	16.0	8.3	6.5	40.6	21.0	16.5	2.5	9.5	1632
RB454H	12.0	7.0	5.5	30.5	17.8	14.0	1.4	5.3	4400
RB454H/RBS454H	12.0	7.0	5.5	30.5	17.8	14.0	2.6	9.7	2400

RB454C shown in BLACK BRONZE

11 Beaded Linen Bowl

ITEM	DIM (IN)		DIM (CM)		Capacity		SKID PK
	OD	HT	OD	HT	US GAL	LTRS	
BL758F	12.0	5.8	30.5	14.7	1.6	6.1	3720

BL758F shown in BLACK BRONZE

12 Beaded Linen Low Profile Square [TS]

ITEM	DIM (IN)		DIM (CM)		Capacity		SKID PK
	OD	HT	OD	HT	US GAL	LTRS	
SS454H	10.0	5.5	25.4	14.0	1.6	5.9	4400
SS454H/SCS454H	10.0	5.5	25.4	14.0	1.6	6.1	3100

SS454H shown in BLACK BRONZE

13 Beaded Linen Hanging Basket

ITEM	DIM (IN)		DIM (CM)		Capacity		SKID PK
	OD	HT	OD	HT	US GAL	LTRS	
HG758H	12.0	6.7	30.5	17.0	2.0	7.6	1980

HG758H shown in BLACK BRONZE

14 Beaded Linen Planter

ITEM	DIM (IN)		DIM (CM)		Capacity		SKID PK
	OD	HT	OD	HT	US GAL	LTRS	
DP758D	16.1	11.9	40.9	30.2	6.8	25.7	1026
[TS] DP758F	12.5	9.5	31.8	24.1	3.3	12.5	2208
[TS] DP758G	13.2	9.4	33.5	23.9	3.1	11.9	1890
[TS] DP758K	11.4	8.7	29.0	22.1	2.4	9.1	2568
DP758L	12.0	9.4	30.5	23.9	2.4	9.1	2520
[TS] DP758M	10.0	7.3	25.4	18.5	1.4	5.2	3440

DP758K shown in BLACK BRONZE

15 Beaded Linen Tall Planter [TS]

ITEM	DIM (IN)		DIM (CM)		Capacity		SKID PK
	OD	HT	OD	HT	US GAL	LTRS	
TP758E	13.4	11.0	34.0	27.9	4.5	16.8	1503

TP758E shown in BLACK BRONZE

16 Beeline Cover Pot [S] [TS]

ITEM	DIM (IN)		DIM (CM)		Capacity		SKID PK
	OD	HT	OD	HT	US GAL	LTRS	
RT1449N	8.4	6.5	21.3	16.5	0.7	2.8	5300

RT1449N shown in BLACK

17 Birch Planter

ITEM	DIM (IN)		DIM (CM)		Capacity		SKID PK
	OD	HT	OD	HT	US GAL	LTRS	
DP1371C	18.0	14.0	45.7	35.6	8.0	30.3	825
DP1371D	14.0	11.7	35.6	29.7	4.7	17.8	1377

DP1371D shown in WHITE BIRCH

18 Birch Oval

ITEM	DIM (IN)			DIM (CM)			Capacity		SKID PK
	OL	OW	HT	OL	OW	HT	US GAL	LTRS	
RB1371C	16.0	6.5	40.6	16.5	2.5	9.5	945		
RB1371H	12.0	5.5	30.5	14.0	1.2	4.5	1845		

RB1371C shown in WHITE BIRCH



01 Bella Window Box

ITEM	DIM (IN)		DIM (CM)		Capacity		SKID PK
	OD	HT	OD	HT	US GAL	LTRS	
WB200A	30.1	8.4	76.5	21.3	6.0	22.8	400

WB200A shown in CAPPUCCINO

02 Bella Oval

ITEM	DIM (IN)		DIM (CM)		Capacity		SKID PK
	OD	HT	OD	HT	US GAL	LTRS	
OV100H	14.8	5.5	37.6	14.0	1.5	5.5	2640
OV100F	16.5	5.5	41.9	14.0	1.7	6.3	2304

OV001H shown in CAPPUCCINO

03 Bella Planter

ITEM	DIM (IN)		DIM (CM)		Capacity		SKID PK
	OD	HT	OD	HT	US GAL	LTRS	
PN088A	16.7	11.9	42.4	30.2	6.8	25.8	876
PN088B	14.5	9.4	36.8	23.9	4.0	15.3	1422
PN088C	13.3	9.5	33.8	24.1	3.3	12.5	2000
PN088D	11.6	8.5	29.5	21.6	2.3	8.6	2280
PN088EA	11.8	8.7	30.0	22.1	2.5	9.4	4326
PN088F	10.5	7.3	26.7	18.5	1.7	6.6	3636
PN088G	9.6	6.5	24.4	16.5	1.4	5.3	4660
PN088H	11.0	10.0	27.9	25.4	1.9	7.2	3218
PN088K	8.6	6.5	21.8	16.5	1.1	4.0	5805
PN088O	10.1	6.3	25.7	16.0	1.5	5.6	5168

PN088A shown in CAPPUCCINO

04 Bella Tall Planter

ITEM	DIM (IN)		DIM (CM)		Capacity		SKID PK
	OD	HT	OD	HT	US GAL	LTRS	
TP088EA	14.0	11.3	35.6	28.7	4.4	16.7	2196
TP088O	10.1	8.1	25.7	20.6	1.7	6.4	4624

TP088EA shown in CAPPUCCINO

05 Bella Hanging Basket

ITEM	DIM (IN)		DIM (CM)		Capacity		SKID PK
	OD	HT	OD	HT	US GAL	LTRS	
HG088T	7.9	4.6	20.1	11.7	0.6	2.4	6000
HG088X	6.0	4.4	15.2	11.2	0.3	1.2	10584

HG088T shown in CAPPUCCINO



06 Minerva Planter

ITEM	DIM (IN)		DIM (CM)		Capacity		SKID PK
	OD	HT	OD	HT	US GAL	LTRS	
DP1391H	12.5	9.5	31.8	24.1	2.7	10.2	2040
DP1391M	12.0	8.7	30.5	22.1	2.5	9.5	2640

DP1391H shown in DARK CHOCOLATE

07 Minerva Hanging Basket

ITEM	DIM (IN)		DIM (CM)		Capacity		SKID PK
	OD	HT	OD	HT	US GAL	LTRS	
GG1391M	10.9	7.3	27.7	18.5	1.8	6.8	3520
GG1391E	12.1	9.2	30.7	23.4	2.6	9.9	2460

GG1391M shown in SMOKED GREY

08 Miranda Hanging Basket

ITEM	DIM (IN)		DIM (CM)		Capacity		SKID PK
	OD	HT	OD	HT	US GAL	LTRS	
HS531C	12.0	7.5	30.5	19.1	2.7	10.1	2280
HS5331E	10.9	7.5	27.7	19.1	2.3	8.5	2624

HS531C shown in VERDIGRIS

09 Miranda Square

ITEM	DIM (IN)		DIM (CM)		Capacity		SKID PK
	OD	HT	OD	HT	US GAL	LTRS	
SD531E	13.0	12.5	33.0	31.8	5.9	22.4	720
SD531H	11.0	10.5	27.9	26.7	3.3	12.3	1840

SD531E shown in GALVANIZED METAL

10 Miranda Tall Square

ITEM	DIM (IN)		DIM (CM)		Capacity		SKID PK
	OD	HT	OD	HT	US GAL	LTRS	
TS531D	13.0	16.5	33.0	41.9	7.8	29.7	585

TS531D shown in GALVANIZED METAL

11 Interweave Planter

ITEM	DIM (IN)		DIM (CM)		Capacity		SKID PK
	OD	HT	OD	HT	US GAL	LTRS	
DP1071D	14.0	11.7	35.6	29.7	4.7	17.8	1764

DP1071D shown in BRUSHED WEATHERED STONE

01



02



03



04



05



06



07



08



01 Bellagio Cover Pot [S] [TS]

ITEM	DIM (IN)		DIM (CM)		Capacity		SKID PK
	OD	HT	OD	HT	US GAL	LTRS	
RT1163N	8.1	6.5	20.6	16.5	1.0	3.8	4080

RT1163N shown in BEIGE GREY

02 Bellagio Window Box [S]

ITEM	DIM (IN)		DIM (CM)		Capacity		SKID PK
	OD	HT	OD	HT	US GAL	LTRS	
WB1163C	24.0	6.7	61.0	17.0	3.6	13.6	1330

WB1163C shown in BEIGE GREY

03 Bellagio Hanging Basket [S]

ITEM	DIM (IN)		DIM (CM)		Capacity		SKID PK
	OD	HT	OD	HT	US GAL	LTRS	
[S] GG1163P	10.2	6.5	26.0	16.6	1.5	5.7	3006
HGX1163E	12.3	9.2	31.2	23.4	2.6	9.8	1512
HGX1163N	11.0	7.3	27.9	18.5	1.8	6.8	2176

HGX1163N shown in BEIGE GREY

04 Bellagio Planter [S]

ITEM	DIM (IN)		DIM (CM)		Capacity		SKID PK
	OD	HT	OD	HT	US GAL	LTRS	
DP1163K	12.0	8.7	30.5	22.1	2.5	9.5	2448
DP1163P	10.0	6.9	25.4	17.5	1.5	5.7	3515

DP1163K shown in BEIGE GREY

05 Bellagio Tall Planter [S]

ITEM	DIM (IN)		DIM (CM)		Capacity		SKID PK
	OD	HT	OD	HT	US GAL	LTRS	
TP1163M	12.0	11.0	30.5	27.9	3.6	13.6	1356

TP1163M shown in BEIGE GREY

06 Bellagio Square [S]

ITEM	DIM (IN)		DIM (CM)		Capacity		SKID PK
	OD	HT	OD	HT	US GAL	LTRS	
SD1163L	10.0	8.8	25.4	22.4	2.3	8.6	2560

SD1163L shown in BEIGE GREY

07 Bellagio Bowl

ITEM	DIM (IN)		DIM (CM)		Capacity		SKID PK
	OD	HT	OD	HT	US GAL	LTRS	
[S] BL1163K	11.9	5.5	30.2	14.0	1.6	6.1	3216
[S][TS] BL1163P	10.0	4.8	25.4	12.2	1.0	3.8	4336
[TS] BL1163Q	9.2	4.8	23.4	12.2	0.8	2.9	3800

BL1163K shown in BEIGE GREY

08 Bellagio Pan [TS]

ITEM	DIM (IN)		DIM (CM)		Capacity		SKID PK
	OD	HT	OD	HT	US GAL	LTRS	
LT1163T	9.4	3.9	23.9	9.9	1.0	3.8	5600

LT1163T shown in BEIGE GREY

09



10



11



12



13



14



15



16



17



09 Biscotti Low Profile Square

ITEM	DIM (IN)		DIM (CM)		Capacity		SKID PK
	OD	HT	OD	HT	US GAL	LTRS	
SS303M	10.2	5.5	25.9	14.0	1.8	6.7	1408

SS303M shown in COFFEE

10 Biscotti Square

ITEM	DIM (IN)		DIM (CM)		Capacity		SKID PK
	OD	HT	OD	HT	US GAL	LTRS	
SD303G	10.0	10.0	25.4	25.4	2.6	9.7	1824
[TS] SD303L	9.0	8.9	22.9	22.6	1.9	7.0	4375
SD303P	7.0	6.5	17.8	16.5	0.8	2.9	6480

SD303G shown in COFFEE

11 Biscotti Hanging Basket [TS]

ITEM	DIM (IN)		DIM (CM)		Capacity		SKID PK
	OD	HT	OD	HT	US GAL	LTRS	
HG303M	8.9	5.6	22.6	14.2	0.9	3.5	4150

HG303M shown in COFFEE

12 Boxwood Square

ITEM	DIM (IN)		DIM (CM)		Capacity		SKID PK
	OD	HT	OD	HT	US GAL	LTRS	
SD787M	11.5	10.2	29.2	25.9	3.7	13.8	2208
SD787M/SCQ100D	11.5	10.2	29.2	25.9	3.7	13.8	1200

SD787M shown in BRUSHED BUTTERSCOTCH

13 Boxwood Urn

ITEM	DIM (IN)		DIM (CM)		Capacity		SKID PK
	OD	HT	OD	HT	US GAL	LTRS	
DU787H	13.8	12.0	35.1	30.5	2.8	10.8	765

DU787H shown in BRUSHED BUTTERSCOTCH

14 Boxwood Planter

ITEM	DIM (IN)		DIM (CM)		Capacity		SKID PK
	OD	HT	OD	HT	US GAL	LTRS	
DP787M	12.6	10.2	32.0	25.9	3.2	12.3	1500

DP787M shown in BRUSHED BUTTERSCOTCH

15 Bristol Cover Pot [TS]

ITEM	DIM (IN)		DIM (CM)		Capacity		SKID PK
	OD	HT	OD	HT	US GAL	LTRS	
RT1515R	8.0	6.7	20.3	17.0	1.0	3.8	4400

RT1515R shown in WASHED GINGER

16 Brussels Hanging Basket

ITEM	DIM (IN)		DIM (CM)		Capacity		SKID PK
	OD	HT	OD	HT	US GAL	LTRS	
HG212H	10.7	6.9	27.2	17.5	1.6	6.1	2800

HG212H shown in WARM COPPER

17 Brussels Square

ITEM	DIM (IN)		DIM (CM)		Capacity		SKID PK
	OD	HT	OD	HT	US GAL	LTRS	
SD212H	9.9	9.7	25.1	24.6	2.4	9.2	3700

SD212H shown in WARM COPPER



01 Bombay Hanging Basket [T/S]							
ITEM	DIM (IN)		DIM (CM)		Capacity		SKID PK
	OD	HT	OD	HT	US GAL	LTRS	SET
HG1379C	13.0	7.5	33.0	19.0	2.8	10.4	1575
HG1379K	12.0	6.9	30.5	17.5	2.0	7.6	2076
HG1379M	10.0	7.2	25.4	18.3	1.5	5.6	3024
HG1379M shown in CHAMPAGNE TAUPE							
02 Bombay Planter							
ITEM	DIM (IN)		DIM (CM)		Capacity		SKID PK
	OD	HT	OD	HT	US GAL	LTRS	
DP1378H	12.9	9.6	32.8	24.4	3.6	13.6	1224
[T/S] DP1379M	11.0	8.5	27.9	21.6	2.0	7.6	3760
DP1378H shown in CHAMPAGNE TAUPE							
03 Bombay Bowl							
ITEM	DIM (IN)		DIM (CM)		Capacity		SKID PK
	OD	HT	OD	HT	US GAL	LTRS	
BL1379H	12.0	5.6	30.4	14.2	1.6	6.1	3936
BL1379P	8.6	3.9	21.8	10.0	0.6	2.4	3425
BL1379T	6.4	3.5	16.2	8.9	0.3	1.1	6174
BL1379H shown in CHAMPAGNE TAUPE							
04 Bombay Tall Square							
ITEM	DIM (IN)		DIM (CM)		Capacity		SKID PK
	OD	HT	OD	HT	US GAL	LTRS	
TS1379P	10.7	13.0	27.2	33.0	4.5	17.0	1504
TS1379P shown in POWDERED TAUPE							
05 Bombay Square							
ITEM	DIM (IN)		DIM (CM)		Capacity		SKID PK
	OD	HT	OD	HT	US GAL	LTRS	
SQ1379B	14.7	11.9	37.4	30.2	6.5	24.6	1179
SQ1379B shown in POWDERED TAUPE							
06 Bombay Window Box							
ITEM	DIM (IN)		DIM (CM)		Capacity		SKID PK
	OD	HT	OD	HT	US GAL	LTRS	
WB1378H	20.0	9.1	50.8	23.1	5.7	21.6	664
WB1378H shown in POWDERED TAUPE							
07 Boulevard Hanging Basket							
ITEM	DIM (IN)		DIM (CM)		Capacity		SKID PK
	OD	HT	OD	HT	US GAL	LTRS	SET
HG024F	12.0	7.7	30.5	19.6	2.4	9.0	2052
[T/S] HG024G	12.0	7.7	30.5	19.6	2.4	9.1	1920
HG024M	10.0	6.8	25.4	17.3	1.5	5.7	2560
HG024F shown in MILK CHOCOLATE							
08 Bumble Hanging Basket [S] [T/S]							
ITEM	DIM (IN)		DIM (CM)		Capacity		SKID PK
	OD	HT	OD	HT	US GAL	LTRS	SET
GG1396H	12.0	7.2	30.5	18.3	2.0	7.6	1920
GG1396K	11.0	7.2	27.9	18.3	1.8	6.8	2560
GG1396H shown in TAUPE							
09 Bumble Planter [S] [T/S]							
ITEM	DIM (IN)		DIM (CM)		Capacity		SKID PK
	OD	HT	OD	HT	US GAL	LTRS	
GP1396M	11.8	9.2	30.0	23.4	2.5	9.5	1862
PN1396T	7.8	6.7	19.8	17.0	0.9	3.4	4890
GP1396M shown in TAUPE							



10 Carousel Square							
ITEM	DIM (IN)		DIM (CM)		Capacity		SKID PK
	OD	HT	OD	HT	US GAL	LTRS	
SD1050M	9.8	9.6	24.9	24.4	2.4	9.2	2800
SD1050M shown in BRUSHED COCOA BERRY							
11 Carousel Hanging Basket							
ITEM	DIM (IN)		DIM (CM)		Capacity		SKID PK
	OD	HT	OD	HT	US GAL	LTRS	SET
HG1050M	10.6	7.1	26.9	18.0	1.6	6.1	2768
HG1050M shown in BRUSHED COCOA BERRY							
12 Carousel Planter							
ITEM	DIM (IN)		DIM (CM)		Capacity		SKID PK
	OD	HT	OD	HT	US GAL	LTRS	
DP1050M	10.9	8.1	27.7	20.6	2.0	7.5	3824
DP1050M shown in BRUSHED COCOA BERRY							
13 Camelot Square							
ITEM	DIM (IN)		DIM (CM)		Capacity		SKID PK
	OD	HT	OD	HT	US GAL	LTRS	
SD1126H	12.1	9.1	30.7	23.1	3.5	13.2	2244
SD1126J	14.0	12.0	35.6	30.5	5.6	21.0	1647
SD1126H shown in BRUSHED WEATHERED STONE							
14 Camelot Low Profile Square							
ITEM	DIM (IN)		DIM (CM)		Capacity		SKID PK
	OD	HT	OD	HT	US GAL	LTRS	
SS1126D	14.0	4.0	35.6	10.2	2.6	9.8	1260
SS1126P	8.0	4.0	20.3	10.2	0.8	3.0	3700
SS1126P shown in BRUSHED WEATHERED STONE							
15 Camelot Planter							
ITEM	DIM (IN)		DIM (CM)		Capacity		SKID PK
	OD	HT	OD	HT	US GAL	LTRS	
DP1126C	18.0	14.0	45.7	35.6	8.0	30.3	672
DP1126D	15.0	12.0	38.1	30.5	5.3	20.1	1188
DP1126F	12.5	9.5	31.8	24.1	3.3	12.5	2592
DP1126K	11.2	9.2	28.4	23.4	2.4	9.1	2904
DP1126C shown in BRUSHED WEATHERED STONE							
16 Canterbury Railing Window Box							
ITEM	DIM (IN)		DIM (CM)		Capacity		SKID PK
	OD	HT	OD	HT	US GAL	LTRS	
WB347B	23.8	9.1	60.5	23.1	6.3	23.8	528
WB347B shown in WHITE STONE							
17 Cecil Planter							
ITEM	DIM (IN)		DIM (CM)		Capacity		SKID PK
	OD	HT	OD	HT	US GAL	LTRS	
DP1551M	12.3	9.3	31.2	23.6	2.8	10.6	1992
DP1551M shown in EBONY GREY							



01 Cask Planter [TS]

ITEM	DIM (IN)		DIM (CM)		Capacity		SKID PK
	OD	HT	OD	HT	US GAL	LTRS	
DP1094D-NO BAND	15.7	11.0	39.9	27.9	5.7	21.7	948
DP1094D-WITH BAND	15.7	11.0	39.9	27.9	5.7	21.7	948
DP1094K-NO BAND	11.8	8.0	30.0	20.3	2.3	8.7	2328
DP1094K-WITH BAND	11.8	8.0	30.0	20.3	2.3	8.7	2328
DP1094M-NO BAND	9.8	6.6	24.9	16.8	1.6	6.0	4460
DP1094M-WITH BAND	9.8	6.6	24.9	16.8	1.5	5.7	4460

DP1094D shown in MAHOGANY WITH BLACK BAND

02 Cask Tall Planter

ITEM	DIM (IN)		DIM (CM)		Capacity		SKID PK
	OD	HT	OD	HT	US GAL	LTRS	
TP1035D-NO BAND	14.5	12.0	36.8	30.5	4.9	18.6	1773
TP1035D-WITH BAND	14.5	12.0	36.8	30.5	4.9	18.5	1773
[TS] TP1035E-WITH BAND	14.0	12.9	35.6	32.8	5.5	20.8	1323
[TS] TP1035E-NO BAND	14.0	12.9	35.6	32.8	5.5	20.8	1323
[TS] TP1035G-NO BAND	14.0	11.0	35.6	27.9	4.4	16.8	2061
[TS] TP1035G-WITH BAND	14.0	11.0	35.6	27.9	4.4	16.7	2061
[TS] TP1035H-WITH BAND	13.3	9.4	33.8	23.9	3.1	11.7	2196
[TS] TP1035H-NO BAND	13.3	9.4	33.8	23.9	3.1	11.7	2196

PN1094K shown in MAHOGANY WITH BLACK BAND

03 Cask Cover Pot

ITEM	DIM (IN)		DIM (CM)		Capacity		SKID PK
	OD	HT	OD	HT	US GAL	LTRS	
PN1094K-NO BAND	8.1	6.7	20.6	17.0	1.0	3.6	2725
PN1094K-WITH BAND	8.2	6.7	20.8	17.0	0.9	3.4	2725

PN1094K shown in MAHOGANY WITH BLACK BAND

04 Cask Tub Bowl

ITEM	DIM (IN)		DIM (CM)		Capacity		SKID PK
	OD	HT	OD	HT	US GAL	LTRS	
BL1094K-NO BAND	12.0	5.2	30.5	13.2	1.7	6.3	3216
BL1094K-WITH BAND	11.9	5.2	30.2	13.2	1.6	6.1	3216

BL1094K shown in DRIFTWOOD

05 Cask Window Box

ITEM	DIM (IN)		DIM (CM)		Capacity		SKID PK
	OD	HT	OD	HT	US GAL	LTRS	
WB1094K-NO BAND	12.0	5.9	30.5	15.0	1.5	5.6	2200
WB1094K-WITH BAND	12.0	7.0	30.5	17.8	5.6	21.2	2200

WB1094K shown in DRIFTWOOD

06 Cask Square Cover Pot

ITEM	DIM (IN)		DIM (CM)		Capacity		SKID PK
	OD	HT	OD	HT	US GAL	LTRS	
SQ1094K-NO BAND	8.2	6.7	20.8	17.0	1.1	4.2	2725
[TS] SQ1094KT-NO BAND	8.2	6.7	20.8	17.0	1.1	4.2	2725
[TS] SQ1094KT-WITH BAND	8.2	6.7	20.8	17.0	1.1	4.2	2725
SQ1094K-WITH BAND	8.2	6.7	20.8	17.0	1.1	4.2	2725

SQ1094K shown in DRIFTWOOD

07 Cloche Planter

ITEM	DIM (IN)		DIM (CM)		Capacity		SKID PK
	OD	HT	OD	HT	US GAL	LTRS	
PN197T	7.7	6.7	19.6	17.0	1.0	3.7	4300
[S][TS] PN197TT	7.7	6.7	19.6	17.0	1.0	3.7	4300

PN197T shown in CAPPUCCINO

08 Cobblestone Hanging Basket

ITEM	DIM (IN)		DIM (CM)		Capacity		SKID PK
	OD	HT	OD	HT	US GAL	LTRS	
HG1007H	12.0	6.7	30.5	17.0	2.0	7.5	2112

HG1007H shown in COFFEE CREAM

09 Cobblestone Planter

ITEM	DIM (IN)		DIM (CM)		Capacity		SKID PK
	OD	HT	OD	HT	US GAL	LTRS	
DP1007H	11.9	9.3	30.2	23.6	2.7	10.2	2520

DP1007H shown in DRIFTWOOD



10 Castella Planter

ITEM	DIM (IN)		DIM (CM)		Capacity		SKID PK
	OD	HT	OD	HT	US GAL	LTRS	
PN099A	17.3	12.6	43.9	32.0	7.0	26.4	678
PN099C	15.9	11.4	40.4	29.0	5.1	19.5	960
PN099E	13.3	10.0	33.7	25.4	3.3	12.6	1800
PN099H	12.0	9.4	30.5	24.0	2.5	9.5	2472
PN099G	12.0	9.7	30.5	24.6	2.9	10.8	1740
PN099L	7.3	7.0	18.6	17.8	0.8	3.1	7920
PN099N	10.0	8.1	25.4	20.6	1.7	6.5	4260
PN099AA	21.0	15.0	53.3	38.1	12.6	47.8	560

BL099A shown in TERRA COTTA

11 Castella Bowl

ITEM	DIM (IN)		DIM (CM)		Capacity		SKID PK
	OD	HT	OD	HT	US GAL	LTRS	
BL099A	16.9	6.5	42.9	16.5	3.5	13.2	1176
BL099B	14.1	6.0	35.8	15.2	2.4	9.1	1764
[TS] BL099E	12.7	5.5	32.3	14.0	1.7	6.4	3480
[TS] BL099E/BCL099E	12.7	5.5	32.3	14.0	1.7	6.4	1752
[TS] BL099F	12.0	5.5	30.5	14.0	1.6	6.0	2880
BL099H	10.8	5.0	27.4	12.7	1.1	4.3	2960
BL099K	10.0	5.5	25.4	14.0	1.1	4.2	3600
[TS] BL099N	8.0	4.0	20.3	10.2	0.6	2.1	7500
BL099N/BLS099N	8.0	4.1	20.3	10.4	0.5	1.9	4650

BL099A shown in TERRA COTTA

12 Castella Hanging Basket [TS]

ITEM	DIM (IN)		DIM (CM)		Capacity		SKID PK
	OD	HT	OD	HT	US GAL	LTRS	
HG099F	12.0	6.8	30.5	17.3	2.0	7.7	1824
HG099K	10.0	6.5	25.4	16.5	1.5	5.7	3340

HG099F shown in TERRA COTTA

13 Castella Oval

ITEM	DIM (IN)			DIM (CM)			Capacity		SKID PK
	OL	OW	HT	OL	OW	HT	US GAL	LTRS	
OV099C	15.0	7.8	6.0	38.1	19.7	15.2	1.6	6.1	2025
OV099E	13.0	6.3	5.1	33.0	15.9	13.0	1.0	3.8	4305

OV099C shown in SILVER

14 Castella Window Box

ITEM	DIM (IN)		DIM (CM)		Capacity		SKID PK
	OD	HT	OD	HT	US GAL	LTRS	
WB099C	23.4	6.0	59.4	15.2	3.4	13.0	1280

WB099C shown in SILVER

15 Castella Hex Planter

ITEM	DIM (IN)		DIM (CM)		Capacity		SKID PK
	OD	HT	OD	HT	US GAL	LTRS	
[TS] HX099H	14.0	11.5	35.6	29.2	4.1	15.5	1380
HX099K	11.5	9.1	29.2	23.1	2.5	9.5	2400
[TS] HX099N	9.4	7.5	23.9	19.1	1.1	4.2	4698
[TS] HX099P	8.8	6.4	22.4	16.3	1.0	3.8	2975

HX099H shown in CHALK



01 Classica Bowl									
ITEM	DIM (IN)		DIM (CM)		Capacity		SKID PK		
	OD	HT	OD	HT	US GAL	LTRS			
[TS] BL244F	12.0	5.1	30.5	13.0	1.5	5.5	2430		
BL244K	9.8	5.0	24.9	12.7	1.0	3.9	3150		
BL244N	8.5	4.3	21.6	10.9	0.7	2.5	5500		
[TS] BL244R	7.0	3.5	17.8	8.9	0.4	1.5	7488		
BL244F shown in AGED CAPPUCCINO									
02 Classica Planter									
ITEM	DIM (IN)		DIM (CM)		Capacity		SKID PK		
	OD	HT	OD	HT	US GAL	LTRS			
DP244H	14.8	12.0	37.6	30.5	4.6	17.5	981		
DP244H shown in AGED CAPPUCCINO									
03 Classica Hanging Basket									
ITEM	DIM (IN)		DIM (CM)		Capacity		SKID PK		
	OD	HT	OD	HT	US GAL	LTRS			
HG244H	10.9	7.0	27.7	17.8	1.7	6.4	2992		
HG244H shown in AGED CAPPUCCINO									
04 Classica Bowl									
ITEM	DIM (IN)		DIM (CM)		Capacity		SKID PK		
	OL	OW	HT	OL	OW	HT			
BV244F	14.5	9.0	6.7	36.8	22.9	17.0	1.5	5.8	3975
BV244F shown in AGED CAPPUCCINO									
05 Classica Square									
ITEM	DIM (IN)		DIM (CM)		Capacity		SKID PK		
	OD	HT	OD	HT	US GAL	LTRS			
SD244F	17.0	13.5	43.2	34.3	10.8	40.7	510		
SD244F shown in AGED CAPPUCCINO									
06 Cooper Pan									
ITEM	DIM (IN)		DIM (CM)		Capacity		SKID PK		
	OD	HT	OD	HT	US GAL	LTRS			
LT1481M	12.0	4.5	30.5	11.4	1.6	6.1	1620		
LT1481M shown in INDIGO ROSETTE									
07 Corsica Planter									
ITEM	DIM (IN)		DIM (CM)		Capacity		SKID PK		
	OD	HT	OD	HT	US GAL	LTRS			
DP442D	16.1	11.4	40.9	29.0	5.9	22.4	864		
DP442H	13.2	9.4	33.5	23.9	3.2	12.0	1548		
[TS] DP442M	12.0	9.3	30.5	23.6	2.6	9.8	2100		
DP442D shown in BRUSHED ANTIQUE BRASS									
08 Corsica Hanging Basket [TS]									
ITEM	DIM (IN)		DIM (CM)		Capacity		SKID PK		
	OD	HT	OD	HT	US GAL	LTRS			
HG442H	12.0	6.7	30.5	17.0	2.0	7.6	1992		
HG442H shown in BRUSHED ANTIQUE BRASS									
09 Country Weave Planter									
ITEM	DIM (IN)		DIM (CM)		Capacity		SKID PK		
	OD	HT	OD	HT	US GAL	LTRS			
DP1225H	13.0	9.6	33.0	24.4	3.0	11.2	1710		
DP1225H shown in COCOA BERRY									



10 Cola Hanging Basket							
ITEM	DIM (IN)		DIM (CM)		Capacity		SKID PK
	OD	HT	OD	HT	US GAL	LTRS	
[TS] HG386E	12.0	7.1	30.5	18.0	2.0	7.6	1932
HG586E	12.0	7.1	30.5	18.0	2.0	7.5	1980
HG586F	11.7	7.0	29.7	17.8	2.0	7.6	2436
HG586G	11.7	7.0	29.7	17.8	2.0	7.6	1824
HG386E shown in CAPPUCCINO							
11 Cola Planter							
ITEM	DIM (IN)		DIM (CM)		Capacity		SKID PK
	OD	HT	OD	HT	US GAL	LTRS	
[TS] DP386C	13.0	9.4	33.0	23.9	3.1	11.8	2652
[TS] DP386D	11.5	8.7	29.2	22.1	2.2	8.3	2856
DP386E	11.0	8.5	27.9	21.6	2.0	7.6	3968
DP386C shown in CAPPUCCINO							
12 Connifer Planter							
ITEM	DIM (IN)		DIM (CM)		Capacity		SKID PK
	OD	HT	OD	HT	US GAL	LTRS	
DP1398M	12.0	8.4	30.5	21.3	2.5	9.5	1920
DP1398M shown in LIGHT COPPER							
13 Contessa Planter							
ITEM	DIM (IN)		DIM (CM)		Capacity		SKID PK
	OD	HT	OD	HT	US GAL	LTRS	
TP910H	14.4	12.0	36.6	30.5	4.4	16.5	945
TP910H shown in SMOKY BEIGE							
14 Contessa Square							
ITEM	DIM (IN)		DIM (CM)		Capacity		SKID PK
	OD	HT	OD	HT	US GAL	LTRS	
TS910H	14.4	12.0	36.6	30.5	5.3	20.0	1071
TS910H shown in SMOKY BEIGE							
15 Crackle Planter [TS]							
ITEM	DIM (IN)		DIM (CM)		Capacity		SKID PK
	OD	HT	OD	HT	US GAL	LTRS	
DP1235E	14.5	11.7	36.8	29.7	4.7	17.8	2223
DP1235F	13.0	10.3	33.0	26.1	3.4	12.7	1818
DP1235H	12.0	9.4	30.5	23.9	2.9	10.9	2100
DP1235E shown in CONCRETE							
16 Crackle Hanging Basket [TS]							
ITEM	DIM (IN)		DIM (CM)		Capacity		SKID PK
	OD	HT	OD	HT	US GAL	LTRS	
HG1235H	12.0	6.7	30.5	17.0	2.0	7.6	1920
HG1235H shown in CONCRETE							
17 Crackle Window Box							
ITEM	DIM (IN)		DIM (CM)		Capacity		SKID PK
	OD	HT	OD	HT	US GAL	LTRS	
WB1235N	12.0	6.0	30.5	15.2	1.5	5.7	4120
WB1235N shown in CONCRETE							



01 Cove Bowl [TTS]

ITEM	DIM (IN)		DIM (CM)		Capacity		SKID PK
	OD	HT	OD	HT	US GAL	LTRS	
BL292D	14.0	6.0	35.6	15.2	2.5	9.6	2457

BL292D shown in WARM COPPER

02 Cove Square

ITEM	DIM (IN)		DIM (CM)		Capacity		SKID PK
	OD	HT	OD	HT	US GAL	LTRS	
SD292F	14.4	12.0	36.6	30.5	5.7	21.5	2079
[TTS] SD292H	14.0	12.0	35.6	30.5	5.6	21.2	1818

SD292F shown in WARM COPPER

03 Cove Window Box

ITEM	DIM (IN)		DIM (CM)		Capacity		SKID PK
	OD	HT	OD	HT	US GAL	LTRS	
WB292D	18.0	8.6	45.7	21.8	5.0	18.9	1170
[TTS] WB292H	15.0	6.4	38.1	16.3	2.2	8.3	3255

WB292D shown in WARM COPPER

04 Cove Planter

ITEM	DIM (IN)		DIM (CM)		Capacity		SKID PK
	OD	HT	OD	HT	US GAL	LTRS	
DP292F	14.4	12.0	36.6	30.5	4.6	17.5	1836
[TTS] DP292G	14.3	11.6	36.3	29.5	4.6	17.4	1791

DP292F shown in WARM COPPER

05 Damask Planter

ITEM	DIM (IN)		DIM (CM)		Capacity		SKID PK
	OD	HT	OD	HT	US GAL	LTRS	
DP141H	10.9	8.5	27.7	21.6	2.0	7.5	3904

DP141H shown in BLACK BRONZE

06 Damask Hanging Basket

ITEM	DIM (IN)		DIM (CM)		Capacity		SET SKID PK
	OD	HT	OD	HT	US GAL	LTRS	
HG141H	10.6	7.0	26.9	17.8	1.6	6.2	2560

HG141HS shown in BLACK BRONZE

07 Damask Self Watering Hanging Basket

ITEM	DIM (IN)		DIM (CM)		Capacity		SET SKID PK
	OD	HT	OD	HT	US GAL	LTRS	
[TTS] HG141HS/WK101H	10.8	8.0	27.4	20.3	1.8	6.8	2080

HG141HS shown in BLACK BRONZE

08 Daphne Square

ITEM	DIM (IN)		DIM (CM)		Capacity		SKID PK
	OD	HT	OD	HT	US GAL	LTRS	
SQ343K	10.0	9.3	25.4	23.6	2.3	8.9	2240

SQ343K shown in BLACK BRONZE

09 Daphne Tall Square [TTS]

ITEM	DIM (IN)		DIM (CM)		Capacity		SKID PK
	OD	HT	OD	HT	US GAL	LTRS	
TS343P	11.0	11.9	27.9	30.2	3.5	13.1	1888
TS343P/TSS343P	11.0	11.9	27.9	30.2	3.5	13.2	1232

TS343P shown in BLACK BRONZE



10 Deva Planter

ITEM	DIM (IN)		DIM (CM)		Capacity		SKID PK
	OD	HT	OD	HT	US GAL	LTRS	
PN043C	13.0	9.4	33.0	23.9	3.3	12.6	2100
PN043H	12.0	9.4	30.5	23.9	2.7	10.1	2880

PN043C shown in AGED CAPPUCCINO

11 Deva Hanging Basket

ITEM	DIM (IN)		DIM (CM)		Capacity		SET SKID PK
	OD	HT	OD	HT	US GAL	LTRS	
HG043D	12.8	7.0	32.5	17.8	2.3	8.6	1752
[TTS] HG043DT	12.8	7.0	32.5	17.8	2.3	8.6	1752
[TTS] HG043F	12.1	6.7	30.7	17.0	2.0	7.7	1980
[TTS] HG043H	10.6	7.0	26.9	17.8	1.7	6.3	2480
HG043M	9.6	6.0	24.4	15.2	1.2	4.7	3400

HG043D shown in AGED CAPPUCCINO

12 Deva Bowl [TTS]

ITEM	DIM (IN)		DIM (CM)		Capacity		SKID PK
	OD	HT	OD	HT	US GAL	LTRS	
BL043H	12.0	6.0	30.5	15.2	1.7	6.5	4068

Need Code shown in AGED CAPPUCCINO

13 Emmanuel Urn

ITEM	DIM (IN)		DIM (CM)		Capacity		SKID PK
	OD	HT	OD	HT	US GAL	LTRS	
DU234H	11.9	11.0	30.2	27.9	3.0	11.3	984
[TTS] DU234HT	11.9	11.0	30.2	27.9	3.0	11.3	984
DU234L	11.0	10.0	27.9	25.4	2.3	8.8	1440

DU234H shown in DRIFTWOOD

14 Emmanuel Hanging Basket

ITEM	DIM (IN)		DIM (CM)		Capacity		SET SKID PK
	OD	HT	OD	HT	US GAL	LTRS	
HG234H	12.2	6.7	31.0	17.0	2.0	7.6	1992

HG234H shown in PATINA COPPER

15 Circa Planter [TTS]

ITEM	DIM (IN)		DIM (CM)		Capacity		SET SKID PK
	OD	HT	OD	HT	US GAL	LTRS	
DP888M	11.0	8.5	27.9	21.6	2.0	7.6	3312

DP888M shown in GREY BLUE

16 Circa Hanging Basket [TTS]

ITEM	DIM (IN)		DIM (CM)		Capacity		SET SKID PK
	OD	HT	OD	HT	US GAL	LTRS	
HG888H	12.0	6.2	30.5	15.7	2.0	7.6	1932
HG888J	11.9	6.7	30.2	17.0	2.0	7.6	1932

HG888J shown in GREY BLUE

17 Circa Bowl [TTS]

ITEM	DIM (IN)		DIM (CM)		Capacity		SKID PK
	OD	HT	OD	HT	US GAL	LTRS	
BL888H	12.0	5.9	30.5	15.0	1.7	6.4	3204

BL888H shown in GREY BLUE



01 Dune Bowl [TS]

ITEM	DIM (IN)		DIM (CM)		Capacity		SKID PK
	OD	HT	OD	HT	US GAL	LTRS	
BL821H	12.0	5.5	30.5	14.0	1.7	6.5	3288

BL821H shown in COTTON WHITE

02 Dune Tall Planter with Rim [TS]

ITEM	DIM (IN)		DIM (CM)		Capacity		SKID PK
	OD	HT	OD	HT	US GAL	LTRS	
TP821C	14.0	15.0	35.6	38.1	6.6	25.1	594
TP821J	11.0	12.0	27.9	30.5	3.6	13.6	2048

TP821J shown in HIGH GLOSS WHITE

03 Dune Flat Rim Planter

ITEM	DIM (IN)		DIM (CM)		Capacity		SKID PK
	OD	HT	OD	HT	US GAL	LTRS	
[TS] DP821V	5.6	6.3	14.3	15.9	0.4	1.6	7938
TF821H	12.0	10.2	30.5	25.9	3.1	11.6	1968

TF821H shown in COTTON WHITE

04 Dune Planter with Rim [TS]

ITEM	DIM (IN)		DIM (CM)		Capacity		SKID PK
	OD	HT	OD	HT	US GAL	LTRS	
DP821M	12.0	9.4	30.5	23.9	2.8	10.7	1896

DP821M shown in COTTON WHITE

05 Dune Hanging Basket

ITEM	DIM (IN)		DIM (CM)		Capacity		SKID PK
	OD	HT	OD	HT	US GAL	LTRS	
[TS] HG821D	13.0	7.5	33.0	19.1	2.7	10.3	1179
HG821H	12.0	6.7	30.5	17.0	2.0	7.6	1812
HG821J	12.0	9.1	30.5	23.1	2.3	8.7	1932
[S] [TS] HGX821R	10.0	7.3	25.4	18.6	1.5	5.6	2560

HG821D shown in COTTON WHITE

06 Ellis Hanging Basket

ITEM	DIM (IN)		DIM (CM)		Capacity		SKID PK
	OD	HT	OD	HT	US GAL	LTRS	
HG677E	12.1	7.1	30.7	18.0	2.0	7.7	1980
[TS] HG677ET	12.2	6.8	31.0	17.2	2.0	7.7	1980

HG677E shown in MOCHA

07 Ellis Planter

ITEM	DIM (IN)		DIM (CM)		Capacity		SKID PK
	OD	HT	OD	HT	US GAL	LTRS	
DP677E	13.7	10.0	34.8	25.4	3.7	14.0	1332
[TS] DP677H	12.0	9.4	30.5	23.9	2.5	9.5	1476

DP677E shown in MOCHA



08 Empire Planter

ITEM	DIM (IN)		DIM (CM)		Capacity		SKID PK
	OD	HT	OD	HT	US GAL	LTRS	
DP891N	8.0	6.3	20.3	16.0	1.0	3.7	5580
TN891D	15.0	12.0	38.1	30.5	5.6	21.0	1143

DP891N shown in SILVER

09 Empire Square

ITEM	DIM (IN)		DIM (CM)		Capacity		SKID PK
	OD	HT	OD	HT	US GAL	LTRS	
SD891N	8.0	6.9	20.3	17.5	1.1	4.1	5400

SD891N shown in SILVER

10 Flared Square

ITEM	DIM (IN)		DIM (CM)		Capacity		SKID PK
	OD	HT	OD	HT	US GAL	LTRS	
SD319T	6.9	6.9	17.5	17.5	0.8	3.0	5580

SD319T shown in BLACK

11 Flared Cover Pot

ITEM	DIM (IN)		DIM (CM)		Capacity		SKID PK
	OD	HT	OD	HT	US GAL	LTRS	
PN319R	9.0	8.5	22.9	21.6	1.4	5.3	4425
PN319T	7.5	7.0	19.1	17.8	0.8	3.0	5544
[S] [TS] PNX319R	9.6	8.5	24.4	21.6	1.5	5.7	3328
[TS] TP319R	9.6	8.5	24.4	21.6	1.5	5.7	4464

PN319R shown in BLACK

12 Estate Tall Square

ITEM	DIM (IN)		DIM (CM)		Capacity		SKID PK
	OD	HT	OD	HT	US GAL	LTRS	
TS203K	14.0	15.4	35.6	39.1	7.8	29.5	981

TS203K shown in CHALK

13 Estate Square

ITEM	DIM (IN)		DIM (CM)		Capacity		SKID PK
	OD	HT	OD	HT	US GAL	LTRS	
SQ203H	14.0	11.9	35.6	30.2	6.2	23.6	1242

SQ203H shown in CHALK

14 Estate Hex Planter

ITEM	DIM (IN)		DIM (CM)		Capacity		SKID PK
	OD	HT	OD	HT	US GAL	LTRS	
HX203D	17.9	13.6	45.5	34.5	6.7	25.4	876
HX203K	12.1	9.8	30.7	24.9	2.5	9.5	1788
HX203M	9.7	7.5	24.6	19.1	1.3	4.9	4300
HX203P	8.8	6.9	22.4	17.5	1.0	3.8	5400

HX203D shown in CHALK

15 Estate Window Box

ITEM	DIM (IN)		DIM (CM)		Capacity		SKID PK
	OD	HT	OD	HT	US GAL	LTRS	
WB203C	30.1	9.0	76.5	22.9	8.3	31.5	465

WB203C shown in CHALK



01 Euro Bowl

ITEM	DIM (IN)		DIM (CM)		Capacity		SKID PK
	OD	HT	OD	HT	US GAL	LTRS	
BL101G	12.0	6.5	30.5	16.5	2.0	7.6	3252
[TS] BL101H	10.6	5.0	26.9	12.7	1.3	4.9	3780
BL101P	8.0	5.5	20.3	14.0	0.7	2.5	10725
BL101Q	8.0	3.8	20.3	9.6	0.5	1.9	6850
BL101R	7.4	3.4	18.8	8.6	0.4	1.5	9175

BL102H shown in HIGH GLOSS SILVER

02 Euro Tall Cover Pot

ITEM	DIM (IN)		DIM (CM)		Capacity		SKID PK
	OD	HT	OD	HT	US GAL	LTRS	
PN101T	7.1	7.2	18.0	18.3	0.9	3.2	5040

PN101T shown in SILVER TOP/BLACK BOTTOM

03 Euro Basic

ITEM	DIM (IN)		DIM (CM)		Capacity		SKID PK
	OD	HT	OD	HT	US GAL	LTRS	
DP101N	10.0	7.7	25.4	19.6	1.8	6.8	1800
DP101O	7.8	6.5	19.8	16.5	1.0	3.6	1950

DP101O shown in BLACK

04 Euro Planter

ITEM	DIM (IN)		DIM (CM)		Capacity		SKID PK
	OD	HT	OD	HT	US GAL	LTRS	
[S] DP103E	15.6	12.7	39.6	32.3	6.8	25.7	906
[S] DP103H	12.0	10.7	30.5	27.2	3.0	11.3	2412
[S][TS] DP103HT	12.1	10.7	30.7	27.2	2.9	11.0	2760
[S] DP103M	12.0	8.5	30.5	21.6	2.4	9.1	2484
PN067O	5.3	4.9	13.5	12.4	0.4	1.5	3264
PN067T	4.4	4.4	11.2	11.2	0.2	0.9	4465
RT067U	4.4	3.2	11.2	8.1	0.2	0.6	10395

DP103E shown in BLACK

05 Euro Square

ITEM	DIM (IN)		DIM (CM)		Capacity		SKID PK
	OD	HT	OD	HT	US GAL	LTRS	
SD101O	9.1	7.2	23.1	18.3	1.7	6.3	1640
[S] SD103E	13.7	12.7	34.8	32.3	6.9	26.2	1377
[S] SD103H	10.8	10.8	27.4	27.4	3.8	14.4	1984

SD103H shown in BLACK

06 Fiona Planter

ITEM	DIM (IN)		DIM (CM)		Capacity		SKID PK
	OD	HT	OD	HT	US GAL	LTRS	
DP157E	17.9	14.0	45.5	35.6	7.8	29.5	990
DP157M	13.2	10.0	33.5	25.4	3.3	12.5	1575

DP157E shown in SILVER

07 Fiona Urn

ITEM	DIM (IN)		DIM (CM)		Capacity		SKID PK
	OD	HT	OD	HT	US GAL	LTRS	
DUI57M	11.9	10.9	30.2	27.7	3.0	11.3	984

DUI57M shown in SILVER



08 Fleur Di Lis Urn

ITEM	DIM (IN)		DIM (CM)		Capacity		SKID PK
	OD	HT	OD	HT	US GAL	LTRS	
DU321H	11.9	11.0	30.2	27.9	3.0	11.3	984
DU321L	11.0	10.0	27.9	25.4	2.3	8.8	1440

DU321H shown in ANTIQUE BRASS

09 Fleur-de-Lis Hanging Basket

ITEM	DIM (IN)		DIM (CM)		Capacity		SKID PK
	OD	HT	OD	HT	US GAL	LTRS	
HG321H	12.2	6.7	31.0	17.0	2.0	7.6	1992

HG321H shown in ANTIQUE BRASS

10 Flared Planter

ITEM	DIM (IN)		DIM (CM)		Capacity		SKID PK
	OD	HT	OD	HT	US GAL	LTRS	
DP320M	8.9	7.3	22.5	18.6	1.1	4.2	4775

PN319R shown in GREYSTONE

11 Flare Urn [TS]

ITEM	DIM (IN)		DIM (CM)		Capacity		SKID PK
	OD	HT	OD	HT	US GAL	LTRS	
DU1091M	12.0	8.0	30.5	20.3	1.5	5.6	1068

DU1091M shown in BLACK

12 Florence Planter [TS]

ITEM	DIM (IN)		DIM (CM)		Capacity		SKID PK
	OD	HT	OD	HT	US GAL	LTRS	
DP701F	13.0	9.4	33.0	23.9	2.7	10.1	1989

DP701F shown in BRUSHED CHAMPAGNE

13 Florence Hanging Basket

ITEM	DIM (IN)		DIM (CM)		Capacity		SKID PK
	OD	HT	OD	HT	US GAL	LTRS	
HG701F	12.0	6.7	30.5	17.0	1.8	7.0	2232

HG701F shown in BRUSHED CHAMPAGNE

14 Evans Square

ITEM	DIM (IN)		DIM (CM)		Capacity		SKID PK
	OD	HT	OD	HT	US GAL	LTRS	
SD1382M	12.0	10.4	30.5	26.4	4.0	15.1	1560

SD1382M shown in POWDERED FOGGY GREY

15 Evans Window Box

ITEM	DIM (IN)		DIM (CM)		Capacity		SKID PK
	OD	HT	OD	HT	US GAL	LTRS	
WB1382C	20.0	9.0	50.8	22.9	5.1	19.3	1176

WB1382C shown in POWDERED FOGGY GREY

16 Gardener Cover Pot

ITEM	DIM (IN)		DIM (CM)		Capacity		SKID PK
	OD	HT	OD	HT	US GAL	LTRS	
PN1095T	7.0	7.0	17.8	17.8	0.9	3.4	3996

PN1095T shown in POWDERED GREYSTONE



01 Fluted Bowl

ITEM	DIM (IN)		DIM (CM)		Capacity		SKID PK
	OD	HT	OD	HT	US GAL	LTRS	
BL404M	11.9	6.0	30.2	15.2	1.6	6.0	3180

BL404M shown in CHALK

02 Fluted Square [TS]

ITEM	DIM (IN)		DIM (CM)		Capacity		SKID PK
	OD	HT	OD	HT	US GAL	LTRS	
SD404M	10.0	9.8	25.4	24.9	2.4	9.2	2080

SD404M shown in BRUSHED CHAMPAGNE

03 Fluted Hanging Basket

ITEM	DIM (IN)		DIM (CM)		Capacity		SKID PK
	OD	HT	OD	HT	US GAL	LTRS	
HG404K	10.8	6.9	27.4	17.5	1.5	5.7	2480

HG404K shown in ANTIQUE WHITE

04 Garcia Planter [TS]

ITEM	DIM (IN)		DIM (CM)		Capacity		SKID PK
	OD	HT	OD	HT	US GAL	LTRS	
DP1463K	12.1	9.0	30.7	22.9	2.5	9.5	2148

DP1463K shown in SILVER

05 Garcia Hanging Basket [TS]

ITEM	DIM (IN)		DIM (CM)		Capacity		SKID PK
	OD	HT	OD	HT	US GAL	LTRS	
HG1463K	12.0	6.6	30.5	16.8	2.0	7.6	1944

HG1463K shown in SILVER

06 Grace Rimless Planter

ITEM	DIM (IN)		DIM (CM)		Capacity		SKID PK
	OD	HT	OD	HT	US GAL	LTRS	
DP888H	12.0	9.8	30.5	24.9	3.1	11.7	1572

DP888H shown in SILVER

07 Grace Planter

ITEM	DIM (IN)		DIM (CM)		Capacity		SKID PK
	OD	HT	OD	HT	US GAL	LTRS	
[TS] PN1256S	7.4	6.6	18.8	16.8	0.8	3.0	5868

PN888B shown in SILVER

08 Grace Square [TS]

ITEM	DIM (IN)		DIM (CM)		Capacity		SKID PK
	OD	HT	OD	HT	US GAL	LTRS	
ST1256S	7.4	7.0	18.8	17.8	1.0	3.8	6300

ST1256S shown in SILVER

09 Home Sweet Home Oval

ITEM	DIM (IN)			DIM (CM)			Capacity	SKID PK	
	OL	OW	HT	OL	OW	HT			
OV1530T	11.5	6.3	6.0	29.2	16.0	15.2	1.0	3.8	4956

OV1530T shown in POWDERED GREYSTONE



10 Hammered Planter [TS]

ITEM	DIM (IN)		DIM (CM)		Capacity		SKID PK
	OD	HT	OD	HT	US GAL	LTRS	
DP1289D	14.0	11.7	35.6	29.7	4.7	17.8	1629
DP1289M	12.0	10.2	30.5	25.9	3.1	11.7	1524

DP1289M shown in EBONY GREY

11 Hammered Bowl

ITEM	DIM (IN)		DIM (CM)		Capacity		SKID PK
	OD	HT	OD	HT	US GAL	LTRS	
[TS] BL1289C	14.5	6.0	36.8	15.2	2.4	9.1	2313
BL1289H	12.0	6.0	30.5	15.2	2.0	7.6	2556

BL1289H shown in EBONY GREY

12 Harvest Wheat Planter

ITEM	DIM (IN)		DIM (CM)		Capacity		SKID PK
	OD	HT	OD	HT	US GAL	LTRS	
DP774D	12.0	9.3	30.5	23.6	2.7	10.3	2520
DP774H	11.0	8.2	27.9	20.8	2.0	7.5	3712

DP774D shown in BRUSHED ANTIQUE BRASS

13 Harvest Wheat Square [TS]

ITEM	DIM (IN)		DIM (CM)		Capacity		SKID PK
	OD	HT	OD	HT	US GAL	LTRS	
SD774H	10.0	8.2	25.4	20.8	2.3	8.5	3400

SD774H shown in BRUSHED ANTIQUE BRASS

14 Harvest Wheat Hanging Basket

ITEM	DIM (IN)		DIM (CM)		Capacity		SKID PK
	OD	HT	OD	HT	US GAL	LTRS	
HG774H	10.6	7.1	26.9	18.0	1.7	6.4	2608

HG774H shown in BRUSHED ANTIQUE BRASS

15 Hazelton Planter

ITEM	DIM (IN)		DIM (CM)		Capacity		SKID PK
	OD	HT	OD	HT	US GAL	LTRS	
DP1065D	16.1	11.4	40.9	29.0	5.6	21.0	942
[TS] DP1065G	13.3	10.0	33.8	25.4	3.2	11.9	1890

DP1065D shown in BLACK BRONZE

16 Hazelton Cover Pot

ITEM	DIM (IN)		DIM (CM)		Capacity		SKID PK
	OD	HT	OD	HT	US GAL	LTRS	
BT1065N	9.6	6.9	24.4	17.5	1.6	5.9	3640

BT1065N shown in BLACK BRONZE

17 Hazelton Pan

ITEM	DIM (IN)		DIM (CM)		Capacity		SKID PK
	OD	HT	OD	HT	US GAL	LTRS	
LT1065M	10.6	5.2	26.9	13.2	1.6	6.1	2704

LT1065M shown in BLACK BRONZE



01 Hickory Planter							
ITEM	DIM (IN)		DIM (CM)		Capacity		SKID PK
	OD	HT	OD	HT	US GAL	LTRS	
DP219T	11.0	8.3	27.9	21.1	2.0	7.6	3408
DP219T shown in COFFEE CREAM							
02 Hickory Square							
ITEM	DIM (IN)		DIM (CM)		Capacity		SKID PK
	OD	HT	OD	HT	US GAL	LTRS	
SD219H	9.9	9.7	25.1	24.6	2.4	9.2	3480
SD219H shown in COFFEE CREAM							
03 Hickory Hanging Basket [TS]							
ITEM	DIM (IN)		DIM (CM)		Capacity		SKID PK
	OD	HT	OD	HT	US GAL	LTRS	SET
HG219H	10.7	6.9	27.2	17.5	1.6	6.1	2480
HG219H shown in BRUSHED SEASCAPE GREY							
04 Hickory Bowl							
ITEM	DIM (IN)		DIM (CM)		Capacity		SKID PK
	OD	HT	OD	HT	US GAL	LTRS	
BL219H	12.0	4.9	30.5	12.4	1.4	5.3	4728
BL219H shown in COFFEE CREAM							
05 Herringbone Bowl [TS]							
ITEM	DIM (IN)		DIM (CM)		Capacity		SKID PK
	OD	HT	OD	HT	US GAL	LTRS	
BL1070H	12.0	6.5	30.5	16.5	2.0	7.6	2796
BL1070HR	12.0	6.5	30.5	16.5	2.0	7.6	2172
BL1070H shown in LIGHT COPPER							
06 Herringbone Planter [TS]							
ITEM	DIM (IN)		DIM (CM)		Capacity		SKID PK
	OD	HT	OD	HT	US GAL	LTRS	
DP1070F	12.6	9.4	32.0	23.9	3.0	11.4	2460
DP1070F shown in LIGHT COPPER							
07 Herringbone Hanging Basket [TS]							
ITEM	DIM (IN)		DIM (CM)		Capacity		SKID PK
	OD	HT	OD	HT	US GAL	LTRS	SET
HG1070F	12.0	7.1	30.5	18.0	2.0	7.6	2172
HG1070F shown in LIGHT COPPER							
08 Herringbone Tall Planter [TS]							
ITEM	DIM (IN)		DIM (CM)		Capacity		SKID PK
	OD	HT	OD	HT	US GAL	LTRS	
TP1070H	12.1	12.0	30.7	30.5	3.5	13.2	1356
TP1070HR	12.1	12.0	30.7	30.5	3.5	13.2	1280
TP1070H shown in LIGHT COPPER							
09 Java Square [TS]							
ITEM	DIM (IN)		DIM (CM)		Capacity		SKID PK
	OD	HT	OD	HT	US GAL	LTRS	
SD1387F	12.5	11.4	31.8	29.0	5.0	18.9	999
SD1387F shown in CHESTNUT							



10 Hobnail Planter							
ITEM	DIM (IN)		DIM (CM)		Capacity		SKID PK
	OD	HT	OD	HT	US GAL	LTRS	
DP1248C	17.0	13.5	43.2	34.3	8.6	32.6	444
DP1248H	13.0	11.1	33.0	28.2	4.1	15.6	810
DP1248H shown in BLACK BRONZE							
11 Hobnail Bowl							
ITEM	DIM (IN)		DIM (CM)		Capacity		SKID PK
	OD	HT	OD	HT	US GAL	LTRS	
BL1248C	18.0	6.5	45.7	16.5	4.7	17.7	100
BL1248H	12.0	5.5	30.5	14.0	1.8	6.7	396
BL1248C shown in BLACK BRONZE							
12 Hobnail Pan							
ITEM	DIM (IN)		DIM (CM)		Capacity		SKID PK
	OD	HT	OD	HT	US GAL	LTRS	
LT1248G	12.0	4.5	30.5	11.4	1.6	6.1	1044
LT1248G shown in SILVER							
13 Isabel Planter [TS]							
ITEM	DIM (IN)		DIM (CM)		Capacity		SKID PK
	OD	HT	OD	HT	US GAL	LTRS	SET
DP1208L	11.9	9.4	30.2	23.9	2.5	9.5	2964
DP1208L shown in CLASSIC CREAM FUSION							
14 Isabel Hanging Basket							
ITEM	DIM (IN)		DIM (CM)		Capacity		SKID PK
	OD	HT	OD	HT	US GAL	LTRS	SET
HG1208F	12.0	7.2	30.5	18.3	2.0	7.5	1980
[TS] HG1208M	10.0	6.8	25.4	17.3	1.5	5.6	2576
HG1208F shown in CLASSIC CREAM FUSION							
15 Liam Planter							
ITEM	DIM (IN)		DIM (CM)		Capacity		SKID PK
	OD	HT	OD	HT	US GAL	LTRS	
DP1560H	11.0	10.5	27.9	26.7	2.7	10.3	1872
DP1560H shown in BLACK BRONZE							
16 Litho Cover Pot							
ITEM	DIM (IN)		DIM (CM)		Capacity		SKID PK
	OD	HT	OD	HT	US GAL	LTRS	
BT987H	10.9	7.0	27.7	17.8	1.5	5.7	1414
BT987H shown in WARM COPPER							
17 Leonardo Planter							
ITEM	DIM (IN)		DIM (CM)		Capacity		SKID PK
	OD	HT	OD	HT	US GAL	LTRS	
PN027A	16.4	11.9	41.7	30.2	5.8	22.0	858
PN027B	13.4	9.5	34.0	24.1	3.1	11.9	1710
[TS] PN027C	12.8	9.3	32.5	23.6	2.6	10.0	1710
PN027E	15.0	11.5	38.1	29.2	3.2	12.2	1323
PN027H	8.8	6.5	22.4	16.5	1.2	4.5	4400
PN027I	8.8	6.5	22.4	16.5	1.2	4.5	4400
PN027A shown in BRUSHED ANTIQUE BRASS							

01



02



03



04



05



06



01 Helix Hurricane Bowl

ITEM	DIM (IN)		DIM (CM)		Capacity		SKID PK
	OD	HT	OD	HT	US GAL	LTRS	
BL795H	12.0	7.5	30.5	19.1	2.1	7.8	3120

BL795H shown in WARM COPPER

02 Helix Tall Planter Flat Rim

ITEM	DIM (IN)		DIM (CM)		Capacity		SKID PK
	OD	HT	OD	HT	US GAL	LTRS	
TP795C	14.0	15.0	35.6	38.1	7.4	28.1	324
TPS795C	9.8	0.8	24.9	2.0	0.0	0.0	1792
TP795H	12.0	13.0	30.5	33.0	4.5	17.0	444
TP795K	12.0	11.0	30.5	27.9	3.7	14.0	1200
TP795P	10.0	7.5	25.4	19.1	1.7	6.5	3120

TP795C shown in WARM COPPER

03 Helix Square

ITEM	DIM (IN)		DIM (CM)		Capacity		SKID PK
	OD	HT	OD	HT	US GAL	LTRS	
SD795E	13.0	12.5	33.0	31.8	6.2	23.5	1107

SD795E shown in WARM COPPER

04 Helix Hanging Basket with Easy Clip

ITEM	DIM (IN)		DIM (CM)		Capacity		SKID PK
	OD	HT	OD	HT	US GAL	LTRS	
HG795B	12.8	7.5	32.5	19.1	2.8	10.5	1152
[TTS] HG795C	13.0	7.5	33.0	19.1	2.8	10.5	1314
[TTS] HG795H	12.0	6.7	30.5	17.0	2.0	7.7	1980
HG795K	10.8	7.1	27.4	18.0	1.6	5.9	2192
[TTS] HG795J	12.2	6.7	31.0	17.0	2.0	7.7	1980

HG795B shown in WARM COPPER

05 Helix Planter

ITEM	DIM (IN)		DIM (CM)		Capacity		SKID PK
	OD	HT	OD	HT	US GAL	LTRS	
DP795B	19.0	14.1	48.3	35.8	9.9	37.4	320
DP795B/DPS795B	19.0	14.1	48.3	35.8	9.9	37.4	280
DP795D	16.1	11.4	40.9	29.0	5.6	21.0	930
[TTS] DP795K	13.0	9.4	33.0	23.9	2.9	11.1	2070
DP795H	13.3	9.4	33.8	23.9	3.3	12.5	1755
[TTS] DP795L	12.0	9.4	30.5	23.9	2.5	9.5	2652
[TTS] DP795M	10.1	7.3	25.7	18.5	1.6	6.0	3760
DP795I	12.0	9.4	30.5	23.9	2.5	9.5	2100
DP795J	10.1	7.9	25.7	20.1	1.5	5.8	2848
[TTS] DP795N	8.0	6.3	20.3	16.0	0.8	3.0	4500

DP795K shown in WARM COPPER

06 Helix Tall Square

DIM	DIM (IN)		DIM (CM)		Capacity		SKID PK
	OD	HT	OD	HT	US GAL	LTRS	
TS795D	14.0	19.0	35.6	48.3	11.6	44.0	261

TS795D shown in WARM COPPER

07



08



09



10



11



07 Helix Bowl

ITEM	DIM (IN)		DIM (CM)		Capacity		SKID PK
	OD	HT	OD	HT	US GAL	LTRS	
BL790C	16.9	6.5	42.9	16.5	3.5	13.4	1632

[TTS] BL790D

[TTS] BL790F

BL790C shown in WARM COPPER

08 Helix Flat Rim Bowl

ITEM	DIM (IN)		DIM (CM)		Capacity		SKID PK
	OD	HT	OD	HT	US GAL	LTRS	
BL795D	14.0	8.8	35.6	22.4	3.3	12.6	2070
BL795J	12.0	7.5	30.5	19.1	2.1	7.9	2496

BL795D shown in WARM COPPER

09 Helix Smooth Planter

ITEM	DIM (IN)		DIM (CM)		Capacity		SKID PK
	OD	HT	OD	HT	US GAL	LTRS	
GP795D	16.1	11.4	40.9	29.0	6.8	25.8	880
GP795L	11.7	9.4	29.7	23.9	2.5	9.5	2460

GP795L shown in GLOSSY BRONZE

10 Helix Flat Rim Planter

ITEM	DIM (IN)		DIM (CM)		Capacity		SKID PK
	OD	HT	OD	HT	US GAL	LTRS	
PN795P	9.3	9.3	23.6	23.6	2.0	7.6	2740
PN795R	8.4	6.1	21.3	15.5	1.2	4.5	3550

PN795P shown in WARM COPPER

11 Smooth Helix Hanging Basket with 3-in-1

ITEM	DIM (IN)		DIM (CM)		Capacity		SKID PK
	OD	HT	OD	HT	US GAL	LTRS	
GG795J	12.2	6.7	31.0	17.0	2.0	7.7	1884
GG795C	12.8	7.5	32.5	19.1	2.8	10.5	1260

GG795J shown in WARM COPPER

01



02



03



04



05



06



07



08



09



01 Inverted Laurel Planter

ITEM	DIM (IN)		DIM (CM)		Capacity		SKID PK
	OD	HT	OD	HT	US GAL	LTRS	
DP291H	13.0	9.4	33.0	23.9	3.1	11.9	2052
[TSS] DP291M	13.0	9.4	33.0	23.9	2.7	10.1	1989
DP291N	12.0	9.4	30.5	23.9	2.5	9.6	2724
DP291T	8.9	6.2	22.6	15.7	1.0	3.8	5450
[TSS] DP291U	6.7	5.9	17.0	15.0	0.5	1.9	6588

DP291M shown in WEATHERED STONE

02 Inverted Laurel Square

ITEM	DIM (IN)		DIM (CM)		Capacity		SKID PK
	OD	HT	OD	HT	US GAL	LTRS	
SD291H	12.0	9.4	30.5	23.9	3.5	13.2	2676
[TSS] SD291P	7.7	6.7	19.6	17.0	1.0	3.8	5430

SD291H shown in BRUSHED WEATHERED STONE

03 Inverted Laurel Hanging Basket

ITEM	DIM (IN)		DIM (CM)		Capacity		SKID PK
	OD	HT	OD	HT	US GAL	LTRS	
[TSS] HG291D	13.0	7.5	33.0	19.1	2.6	9.8	1107
HG291F	12.0	6.5	30.5	16.5	1.8	7.0	2232

HG291D shown in BRUSHED WHITE

04 Inverted Laurel Window Box

ITEM	DIM (IN)		DIM (CM)		Capacity		SKID PK
	OD	HT	OD	HT	US GAL	LTRS	
WB291H	15.0	6.0	38.1	15.2	2.2	8.4	2745

WB291H shown in SILVER

05 Inverted Laurel Tall Planter

ITEM	DIM (IN)		DIM (CM)		Capacity		SKID PK
	OD	HT	OD	HT	US GAL	LTRS	
TP291H	13.0	13.5	33.0	34.3	4.5	16.8	1332

TP291H shown in WEATHERED STONE

06 Jute Cover Pot

ITEM	DIM (IN)		DIM (CM)		Capacity		SKID PK
	OD	HT	OD	HT	US GAL	LTRS	
DP598N	7.2	6.5	18.3	16.5	0.7	2.8	4932
DP598P	9.1	6.3	23.1	16.0	1.2	4.5	5960

DP598N shown in BRUSHED SOUTHWEST SAND

07 Jute Planter

ITEM	DIM (IN)		DIM (CM)		Capacity		SKID PK
	OD	HT	OD	HT	US GAL	LTRS	
DP866M	10.9	8.1	27.7	20.6	2.0	7.5	4112

DP866M shown in BRUSHED SOUTHWEST SAND

08 Jute Square

ITEM	DIM (IN)		DIM (CM)		Capacity		SKID PK
	OD	HT	OD	HT	US GAL	LTRS	
SD866M	10.0	8.1	25.4	20.6	2.1	8.1	3200

SD866M shown in COCOA BERRY

09 Jute Hanging Basket

ITEM	DIM (IN)		DIM (CM)		Capacity		SKID PK
	OD	HT	OD	HT	US GAL	LTRS	
HG866M	10.6	7.1	26.9	18.0	1.6	6.1	2608

HG866M shown in BRUSHED SOUTHWEST SAND

10



11



12



13



14



15



16



17



10 Knox Planter

ITEM	DIM (IN)		DIM (CM)		Capacity		SKID PK
	OD	HT	OD	HT	US GAL	LTRS	
DP1437L	11.9	9.4	30.2	23.9	2.5	9.5	2460

DP1437L shown in LIGHT COPPER

11 Knox Hanging Basket

ITEM	DIM (IN)		DIM (CM)		Capacity		SKID PK
	OD	HT	OD	HT	US GAL	LTRS	
HG1437M	10.0	7.0	25.4	17.8	1.5	5.7	2496

HG1437M shown in LIGHT COPPER

12 Laurel Tall Planter

ITEM	DIM (IN)		DIM (CM)		Capacity		SKID PK
	OD	HT	OD	HT	US GAL	LTRS	
TP715H	13.0	14.0	33.0	35.6	5.0	18.9	747

TP715H shown in BRUSHED MARSHLAND

13 Laurel Planter

ITEM	DIM (IN)		DIM (CM)		Capacity		SKID PK
	OD	HT	OD	HT	US GAL	LTRS	
DP715F	13.0	9.4	33.0	23.9	2.7	10.2	2151

DP715F shown in SILVER

14 Laurel Hanging Basket

ITEM	DIM (IN)		DIM (CM)		Capacity		SKID PK
	OD	HT	OD	HT	US GAL	LTRS	
[TSS] HG715D	12.8	7.1	32.5	18.0	2.3	8.5	1170
HG715F	12.0	6.7	30.5	17.0	1.9	7.0	1980
HG715G	12.0	6.6	30.4	16.7	1.9	7.0	1980
[TSS] HG715N	10.0	7.0	25.4	17.8	1.3	5.0	2906

HG715D shown in PEWTER

15 Laurel Square

ITEM	DIM (IN)		DIM (CM)		Capacity		SKID PK
	OD	HT	OD	HT	US GAL	LTRS	
SD715F	12.0	9.4	30.5	23.9	3.4	12.9	2088

SD715F shown in SILVER

16 Mavery Planter

ITEM	DIM (IN)		DIM (CM)		Capacity		SKID PK
	OD	HT	OD	HT	US GAL	LTRS	
DP166G	13.0	9.4	33.0	23.9	2.7	10.1	1962
[TSS] DP166H	12.0	9.3	30.5	23.6	2.6	9.7	2520

DP166G shown in BRUSHED CHAMPAGNE

17 Mavery Hanging Basket

ITEM	DIM (IN)		DIM (CM)		Capacity		SKID PK
	OD	HT	OD	HT	US GAL	LTRS	
HG166D	13.0	7.5	33.0	19.1	2.6	9.8	1287
HG166H	12.0	6.7	30.5	17.0	2.0	7.6	1980

HG166H shown in BRUSHED CHAMPAGNE



01 Linden Planter [TS]							
ITEM	DIM (IN)		DIM (CM)		Capacity		SKID PK
	OD	HT	OD	HT	US GAL	LTRS	
DP216T	11.0	8.3	27.9	21.1	2.0	7.6	3408
DP216T shown in BRUSHED CHAMPAGNE							
02 Linden Hanging Basket							
ITEM	DIM (IN)		DIM (CM)		Capacity		SKID PK
	OD	HT	OD	HT	US GAL	LTRS	
HG216H	10.7	6.9	27.2	17.5	1.6	6.1	2944
HG216H shown in BRUSHED CHAMPAGNE							
03 Linden Square							
ITEM	DIM (IN)		DIM (CM)		Capacity		SKID PK
	OD	HT	OD	HT	US GAL	LTRS	
SD216H	9.9	9.7	25.1	24.6	2.4	9.2	3480
SD216H shown in CHALK							
04 Linden Bowl							
ITEM	DIM (IN)		DIM (CM)		Capacity		SKID PK
	OD	HT	OD	HT	US GAL	LTRS	
BL216H	12.0	4.9	30.5	12.4	1.4	5.3	5304
BL216H shown in SILVER							
05 Medley Window Box							
ITEM	DIM (IN)		DIM (CM)		Capacity		SKID PK
	OD	HT	OD	HT	US GAL	LTRS	
WB690H	20.2	9.1	51.3	23.1	4.9	18.5	1488
WB690H shown in SILVER							
06 Medley Planter							
ITEM	DIM (IN)		DIM (CM)		Capacity		SKID PK
	OD	HT	OD	HT	US GAL	LTRS	
[TS] DP690C	17.9	14.0	45.5	35.6	7.5	28.5	954
[TS] DP690H	14.5	12.0	36.8	30.5	4.3	16.1	1422
TDP690C	17.9	14.0	45.5	35.6	7.5	28.4	780
DP690C shown in CHALK							
07 Medley Square							
ITEM	DIM (IN)		DIM (CM)		Capacity		SKID PK
	OD	HT	OD	HT	US GAL	LTRS	
SD690C	16.0	14.0	40.6	35.6	8.2	31.0	870
SD690H	14.5	12.0	36.8	30.5	5.6	21.0	1224
[TS] SD690HT	14.5	12.0	36.8	30.5	5.6	21.0	1224
SD690H shown in VINTAGE TIN							
08 Mercury Hanging Basket							
ITEM	DIM (IN)		DIM (CM)		Capacity		SKID PK
	OD	HT	OD	HT	US GAL	LTRS	
[TS] XG831M	10.2	7.5	25.9	19.1	1.4	5.3	3542
XG831N	9.7	7.5	24.6	19.1	1.3	4.9	3600
XG831N shown in BRUSHED CHAMPAGNE							
09 Mona Urn							
ITEM	DIM (IN)		DIM (CM)		Capacity		SKID PK
	OD	HT	OD	HT	US GAL	LTRS	
DU1453M (Unassembled)	11.5	10.3	29.2	26.2	1.5	5.7	1620
DU1453M shown in METALLIC GREY							



10 Mesh Oval									
ITEM	DIM (IN)			DIM (CM)			Capacity	SKID PK	
	OL	OW	HT	OL	OW	HT			
OV455H	14.0	8.0	6.5	35.6	20.3	16.5	2.0	7.5	2925
OV455H/OVS455H	14.0	8.0	6.5	35.6	20.3	16.5	2.0	7.5	1920
OV455H shown in CHAMPAGNE									
11 Mesh Planter									
ITEM	DIM (IN)		DIM (CM)		Capacity		SKID PK		
	OD	HT	OD	HT	US GAL	LTRS			
DP450D	16.1	11.4	40.9	29.0	5.8	22.1	1008		
DP450H	13.2	9.4	33.5	23.9	3.1	11.9	1710		
[TS] DP450M	10.0	7.3	25.4	18.5	1.5	5.7	3904		
[TS] DP450M - PATTERN ONLY	10.0	7.3	25.4	18.5	1.5	5.7	3360		
DP455H	13.5	10.0	34.3	25.4	3.6	13.6	1557		
DP450D shown in CHAMPAGNE									
12 Monaco Planter									
ITEM	DIM (IN)		DIM (CM)		Capacity		SKID PK		
	OD	HT	OD	HT	US GAL	LTRS			
DP1056C	17.0	12.1	43.2	30.7	6.5	24.5	810		
DP1056H	13.0	9.3	33.0	23.6	2.7	10.2	1980		
DP1056C shown in SILVER									
13 Monaco Tall Planter									
ITEM	DIM (IN)		DIM (CM)		Capacity		SKID PK		
	OD	HT	OD	HT	US GAL	LTRS			
TP1056D	15.0	18.0	38.1	45.7	7.9	30.0	828		
[TS] TP1056H	13.1	13.3	33.3	33.8	4.3	16.3	1330		
TP1056D shown in SILVER									
14 Monaco Hanging Basket									
ITEM	DIM (IN)		DIM (CM)		Capacity		SKID PK		
	OD	HT	OD	HT	US GAL	LTRS			
HG1056H	12.0	6.7	30.5	17.0	1.8	7.0	1980		
[TS] HG1056P	8.0	5.3	20.3	13.5	0.8	2.8	4325		
HG1056H shown in BRUSHED CHAMPAGNE									
15 Napa Planter									
ITEM	DIM (IN)		DIM (CM)		Capacity		SKID PK		
	OD	HT	OD	HT	US GAL	LTRS			
DP393D	14.5	12.5	36.8	31.8	6.1	23.0	810		
DP393D shown in AGED BLACK SANDSTONE									
16 Nestor Planter									
ITEM	DIM (IN)		DIM (CM)		Capacity		SKID PK		
	OD	HT	OD	HT	US GAL	LTRS			
DP1436D	14.0	10.6	35.6	26.9	4.2	15.9	1494		
[TS] DP1436H	12.5	9.4	31.8	23.9	2.7	10.2	2340		
DP1436N	10.0	7.8	25.4	19.8	1.6	6.1	3488		
DP1436N shown in BRUSHED CHAMPAGNE									
17 Nestor Hanging Basket									
ITEM	DIM (IN)		DIM (CM)		Capacity		SKID PK		
	OD	HT	OD	HT	US GAL	LTRS			
HG1436H	12.8	7.5	32.5	19.1	2.6	9.8	1557		
HG1436H shown in SHADED GREYSTONE									



01 Paige Tall Planter [TS]

ITEM	DIM (IN)		DIM (CM)		Capacity		SKID PK
	OD	HT	OD	HT	US GAL	LTRS	
TP620P	11.1	11.0	28.2	27.9	2.5	9.5	2992

TP620P shown in CHAMPAGNE

02 Moroccan Hanging Basket

ITEM	DIM (IN)		DIM (CM)		Capacity		SKID PK
	OD	HT	OD	HT	US GAL	LTRS	
HG702F	12.0	6.7	30.5	17.0	1.8	7.0	2232
HG702H	10.7	7.1	27.2	18.0	1.6	6.1	2480

HG702H shown in BRUSHED CHAMPAGNE

03 Moroccan Bowl

ITEM	DIM (IN)		DIM (CM)		Capacity		SKID PK
	OD	HT	OD	HT	US GAL	LTRS	
BL702H	12.0	4.9	30.5	12.4	1.4	5.3	4416

BL702H shown in BRUSHED CHAMPAGNE

06 Moroccan Tall Planter [TS]

ITEM	DIM (IN)		DIM (CM)		Capacity		SKID PK
	OD	HT	OD	HT	US GAL	LTRS	
TP702H	13.0	13.5	33.0	34.3	4.9	18.7	1278

TP702H shown in BRUSHED CHAMPAGNE

05 Moroccan Planter

ITEM	DIM (IN)		DIM (CM)		Capacity		SKID PK
	OD	HT	OD	HT	US GAL	LTRS	
DP702F	13.0	9.4	33.0	23.9	2.7	10.1	1989

DP702F shown in BRUSHED CHAMPAGNE

04 Pavia Hanging Basket

ITEM	DIM (IN)		DIM (CM)		Capacity		SKID PK
	OD	HT	OD	HT	US GAL	LTRS	
HG1058D	13.0	7.5	33.0	19.1	2.6	9.8	1107
[TS] HG1058H	12.0	6.7	30.5	17.0	1.8	7.0	1980

HG1058D shown in CHALK

07 Pavia Planter

ITEM	DIM (IN)		DIM (CM)		Capacity		SKID PK
	OD	HT	OD	HT	US GAL	LTRS	
DP1058H	13.0	9.3	33.0	23.6	2.7	10.2	1980
[TS] DP1058L	12.0	9.4	30.5	23.9	2.5	9.5	2736

DP1058H shown in CHALK

08 Palace Planter [TS]

ITEM	DIM (IN)		DIM (CM)		Capacity		SKID PK
	OD	HT	OD	HT	US GAL	LTRS	
DP1404H	12.9	9.3	32.8	23.6	2.7	10.2	1314

DP1404H shown in BRUSHED CHAMPAGNE

09 Palace Hanging Basket [TS]

ITEM	DIM (IN)		DIM (CM)		Capacity		SKID PK
	OD	HT	OD	HT	US GAL	LTRS	
HG1404H	12.0	6.6	30.5	16.8	1.8	6.8	1620

HG1404H shown in BRUSHED CHAMPAGNE



10 Oasis Planter [TS]

ITEM	DIM (IN)		DIM (CM)		Capacity		SKID PK
	OD	HT	OD	HT	US GAL	LTRS	
DP1308K	11.8	8.7	30.0	22.1	2.5	9.5	2064
DP1308L	11.0	8.1	27.9	20.6	2.0	7.6	3328

DP1308K shown in POWDERED GINGER

11 Oasis Tall Planter [TS]

ITEM	DIM (IN)		DIM (CM)		Capacity		SKID PK
	OD	HT	OD	HT	US GAL	LTRS	
TP1308H	12.9	14.0	32.8	35.6	5.5	20.8	1116

TP1308H shown in POWDERED GINGER

12 Oasis Hanging Basket [TS]

ITEM	DIM (IN)		DIM (CM)		Capacity		SKID PK
	OD	HT	OD	HT	US GAL	LTRS	
HG1308J	11.7	6.7	29.7	17.0	2.0	7.6	1884
HG1308K	11.7	6.9	29.7	17.5	2.0	7.6	1932

HG1308J shown in POWDERED GINGER

13 Oasis Bowl [TS]

ITEM	DIM (IN)		DIM (CM)		Capacity		SKID PK
	OD	HT	OD	HT	US GAL	LTRS	
BL1308H	12.0	6.5	30.5	16.5	2.0	7.6	3612
BL1308M	9.8	6.2	25.0	15.8	1.3	4.7	3408
BL1308N	12.0	5.5	30.5	14.0	1.5	5.7	2580

BL1308H shown in POWDERED GINGER

14 Oasis Urn [TS]

ITEM	DIM (IN)		DIM (CM)		Capacity		SKID PK
	OD	HT	OD	HT	US GAL	LTRS	
DU1308H	13.5	12.0	34.3	30.5	2.5	9.5	954

DU1308H shown in POWDERED GINGER

15 Oasis Square [TS]

ITEM	DIM (IN)		DIM (CM)		Capacity		SKID PK
	OD	HT	OD	HT	US GAL	LTRS	
SD1308D	14.0	12.2	35.6	31.0	6.4	24.1	891

SD1308D shown in POWDERED GINGER

16 Oasis Window Box [TS]

ITEM	DIM (IN)		DIM (CM)		Capacity		SKID PK
	OD	HT	OD	HT	US GAL	LTRS	
WB1308J	19.5	6.0	49.5	15.2	2.4	9.1	2492
WB1308N	11.8	6.0	30.0	15.2	1.5	5.7	3560

WB1308J shown in POWDERED GINGER

17 Pacifica Planter [TS]

ITEM	DIM (IN)		DIM (CM)		Capacity		SKID PK
	OD	HT	OD	HT	US GAL	LTRS	
DP933M	12.6	10.2	32.0	25.9	3.2	12.3	1680
DP933M/PCN088C	12.6	10.2	32.0	25.9	3.2	12.3	1152

DP933M shown in AGED CAPPUCCINO

18 Pacifica Hanging Basket [TS]

ITEM	DIM (IN)		DIM (CM)		Capacity		SKID PK
	OD	HT	OD	HT	US GAL	LTRS	
HG933K	10.9	6.7	27.7	17.0	1.8	6.7	2560
HG933M	12.2	6.7	31.0	17.0	2.0	7.7	1980

HG933M shown in DRIFTWOOD




01 Palm Planter							
ITEM	DIM (IN)		DIM (CM)		Capacity		SKID PK
	OD	HT	OD	HT	US GAL	LTRS	
DP506C	15.9	11.2	40.4	28.4	6.3	24.0	780
DP506C shown in BRUSHED METALLIC CAPPUCCINO							
02 Perisian Bowl							
ITEM	DIM (IN)		DIM (CM)		Capacity		SKID PK
	OD	HT	OD	HT	US GAL	LTRS	
BL022F	12.0	5.5	30.5	14.0	1.6	6.1	2880
BL022F shown in LIGHT COPPER							
03 Perisian Planter							
ITEM	DIM (IN)		DIM (CM)		Capacity		SKID PK
	OD	HT	OD	HT	US GAL	LTRS	
PN022G	10.1	6.9	25.7	17.5	1.4	5.3	4000
PN022G shown in LIGHT COPPER							
04 Perisian Hanging Basket							
ITEM	DIM (IN)		DIM (CM)		Capacity		SKID PK
	OD	HT	OD	HT	US GAL	LTRS	
HG022H	10.9	7.0	27.7	17.8	1.5	5.5	2480
HG022H shown in LIGHT COPPER							
05 Parker Planter							
ITEM	DIM (IN)		DIM (CM)		Capacity		SKID PK
	OD	HT	OD	HT	US GAL	LTRS	
DP1334D	15.9	11.1	40.4	28.2	5.5	20.8	1002
[T5] DP1334L	12.5	9.5	31.8	24.1	2.7	10.2	2040
DP1334L shown in COFFEE CREAM							
06 Pelee Planter							
ITEM	DIM (IN)		DIM (CM)		Capacity		SKID PK
	OD	HT	OD	HT	US GAL	LTRS	
DP881D	17.2	12.0	43.7	30.5	6.6	25.1	810
DP881H	12.0	9.4	30.5	23.9	2.5	9.5	2400
DP881J	11.5	8.8	29.2	22.4	2.4	9.1	3252
TDP881H	12.0	9.4	30.5	23.9	2.5	9.6	2400
DP881H shown in BLACK BRONZE							
07 Piper Rimless Planter							
ITEM	DIM (IN)		DIM (CM)		Capacity		SKID PK
	OD	HT	OD	HT	US GAL	LTRS	
TP1304F	12.5	10.6	31.8	26.9	3.5	13.4	768
TP1304F shown in TAUPE							
08 Phoebe Tall Planter							
ITEM	DIM (IN)		DIM (CM)		Capacity		SKID PK
	OD	HT	OD	HT	US GAL	LTRS	
TP477H	14.0	14.0	35.6	35.6	6.7	25.3	486
[T5] TP477M	12.5	14.1	31.8	35.8	5.0	18.9	1233
TP477N	12.0	12.0	30.5	30.5	4.2	15.7	960
TP477H shown in BRUSHED METALLIC CAPPUCCINO							



09 Preston Planter									
ITEM	DIM (IN)		DIM (CM)		Capacity		SKID PK		
	OD	HT	OD	HT	US GAL	LTRS			
DP915E	14.0	11.7	35.6	29.7	4.7	17.7	1971		
DP915E shown in BRUSHED BUTTERSCOTCH									
10 Prisma Planter									
ITEM	DIM (IN)		DIM (CM)		Capacity		SKID PK		
	OD	HT	OD	HT	US GAL	LTRS			
DP1178L	12.0	9.4	30.5	23.9	2.5	9.5	2520		
DP1178L shown in BRUSHED BUTTERSCOTCH									
11 Prisma Bowl									
ITEM	DIM (IN)		DIM (CM)		Capacity		SKID PK		
	OD	HT	OD	HT	US GAL	LTRS			
BL1178F	12.0	5.5	30.5	14.0	1.5	5.7	3924		
BL1178M	10.0	5.5	25.4	14.0	1.1	4.2	4280		
BL1178F shown in BRUSHED BUTTERSCOTCH									
12 Prisma Hanging Basket									
ITEM	DIM (IN)		DIM (CM)		Capacity		SKID PK		
	OD	HT	OD	HT	US GAL	LTRS			
HG1178H	12.0	7.7	30.5	19.6	2.0	7.5	1980		
HG1178H shown in BRUSHED BUTTERSCOTCH									
13 Prisma Oval									
ITEM	DIM (IN)		DIM (CM)		Capacity		SKID PK		
	OL	OW	HT	OL	OW	HT			
RB1178C	16.0	8.5	6.5	40.6	21.6	16.5	2.5	9.5	1800
RB1178H	12.0	6.7	5.5	30.5	17.0	14.0	1.5	5.7	4400
BL648H shown in WARM COPPER									
14 Provence Bowl									
ITEM	DIM (IN)		DIM (CM)		Capacity		SKID PK		
	OD	HT	OD	HT	US GAL	LTRS			
BL648H	12.0	5.0	30.5	12.7	1.5	5.7	3228		
BL648H shown in POWDERED FOGGY GREY									
15 Provence Planter									
ITEM	DIM (IN)		DIM (CM)		Capacity		SKID PK		
	OD	HT	OD	HT	US GAL	LTRS			
DP648M	10.5	7.0	26.7	17.8	1.6	6.1	4416		
DP648P	10.0	8.0	25.4	20.3	1.6	6.1	4218		
DPX648P	10.0	8.0	25.4	20.3	1.7	6.4	4047		
DPX648P shown in POWDERED FOGGY GREY									
16 Provence Urn									
ITEM	DIM (IN)		DIM (CM)		Capacity		SKID PK		
	OD	HT	OD	HT	US GAL	LTRS			
DU648L	11.0	10.0	27.9	25.4	2.2	8.3	2048		
DU648L shown in POWDERED FOGGY GREY									
17 Provence Hanging Basket									
ITEM	DIM (IN)		DIM (CM)		Capacity		SKID PK		
	OD	HT	OD	HT	US GAL	LTRS			
HG648H	12.0	6.7	30.5	17.0	2.0	7.6	1980		
[T5] HG648M	10.8	6.6	27.3	16.8	1.7	6.3	3136		
[T5] HG648MA	10.7	6.6	27.2	16.8	1.6	6.1	3024		
[T5] HGX648M	10.9	6.9	27.7	17.5	1.8	6.9	2688		
[T5] HGX648N	10.0	7.0	25.4	17.8	1.5	5.7	3800		
HGX648M shown in POWDERED FOGGY GREY									



01 Rattan Planter							
ITEM	DIM (IN)		DIM (CM)		Capacity		SKID PK
	OD	HT	OD	HT	US GAL	LTRS	
DP919B	20.0	15.2	50.8	38.6	10.9	41.1	424
[TSS] DP919M	11.0	8.5	27.9	21.6	2.0	7.5	3648
DP929D	17.2	12.0	43.7	30.5	6.5	24.6	1014
DP929M	12.0	9.4	30.5	23.9	2.5	9.5	2520
DP919B shown in AGED CAPPUCCINO							
02 Rattan Hanging Basket							
ITEM	DIM (IN)		DIM (CM)		Capacity		SKID PK
	OD	HT	OD	HT	US GAL	LTRS	
HG919H	10.7	7.1	27.2	18.0	1.6	6.1	2640
HG919H shown in AGED CAPPUCCINO							
03 Rattan Square							
ITEM	DIM (IN)		DIM (CM)		Capacity		SKID PK
	OD	HT	OD	HT	US GAL	LTRS	
SD919M	10.0	9.7	25.4	24.6	2.4	9.2	3040
SD919M shown in AGED CAPPUCCINO							
04 Rattan Bowl							
ITEM	DIM (IN)		DIM (CM)		Capacity		SKID PK
	OD	HT	OD	HT	US GAL	LTRS	
BL919M	12.0	5.9	30.5	15.0	1.6	6.0	3720
BL919M shown in AGED CAPPUCCINO							
05 Rattan Urn							
ITEM	DIM (IN)		DIM (CM)		Capacity		SKID PK
	OD	HT	OD	HT	US GAL	LTRS	
DU929H (ASSEMBLED)	13.0	12.4	33.0	31.5	3.2	12.1	189
DU929H (UNASSEMBLED)	13.0	12.4	33.0	31.5	3.2	12.1	639
DU929H shown in BLACK BRONZE							
06 Salma Planter							
ITEM	DIM (IN)		DIM (CM)		Capacity		SKID PK
	OD	HT	OD	HT	US GAL	LTRS	
DP377H	13.0	9.4	33.0	23.9	3.1	11.9	1890
DP377H shown in AGED CAPPUCCINO							
07 Salma Tall Planter (Flat Rim)							
ITEM	DIM (IN)		DIM (CM)		Capacity		SKID PK
	OD	HT	OD	HT	US GAL	LTRS	
TP377H	14.0	14.0	35.6	35.6	6.7	25.3	450
TP377K	12.2	13.1	31.0	33.3	4.7	17.8	1176
TP377L	10.9	10.3	27.7	26.2	2.8	10.6	1952
TP377N	12.0	12.0	30.5	30.5	4.2	15.7	876
TP377P	10.0	7.5	25.4	19.1	1.8	6.7	3056
TP377N shown in AGED CAPPUCCINO							
08 Savona Planter							
ITEM	DIM (IN)		DIM (CM)		Capacity		SKID PK
	OD	HT	OD	HT	US GAL	LTRS	
TP508H	15.0	12.0	38.1	30.5	5.0	18.9	1305
TP508K	14.4	12.0	36.6	30.5	4.9	18.5	1521
TP508H shown in ANTIQUE BRASS							



10 Riverstone Planter							
ITEM	DIM (IN)		DIM (CM)		Capacity		SKID PK
	OD	HT	OD	HT	US GAL	LTRS	
DP1180L	12.0	9.4	30.5	23.9	2.5	9.5	2280
[TSS] DP1180M	10.7	8.1	27.2	20.6	2.0	7.6	3328
DP1180L shown in CAMEL WOOD							
11 Riverstone Hanging Basket							
ITEM	DIM (IN)		DIM (CM)		Capacity		SKID PK
	OD	HT	OD	HT	US GAL	LTRS	
HG1180H	11.9	6.7	30.2	17.0	2.0	7.5	1980
HG1180H shown in CAMEL WOOD							
12 Riverstone Tall Planter							
ITEM	DIM (IN)		DIM (CM)		Capacity		SKID PK
	OD	HT	OD	HT	US GAL	LTRS	
TP1180G	11.9	10.1	30.2	25.7	3.0	11.4	2028
TP1180G shown in CAMEL WOOD							
13 Riverstone Square							
ITEM	DIM (IN)		DIM (CM)		Capacity		SKID PK
	OD	HT	OD	HT	US GAL	LTRS	
SD1180N	8.5	7.5	21.6	19.1	1.5	5.7	4025
SD1180N shown in CAMEL WOOD							
14 Riverstone Cover Pot							
ITEM	DIM (IN)		DIM (CM)		Capacity		SKID PK
	OD	HT	OD	HT	US GAL	LTRS	
BT1180J	11.0	6.7	27.9	17.0	1.8	6.9	2968
BT1180K	11.0	6.7	27.9	17.0	1.9	7.3	3168
BT1180K shown in CAMEL WOOD							
15 Riverstone Tall Cover Pot							
ITEM	DIM (IN)		DIM (CM)		Capacity		SKID PK
	OD	HT	OD	HT	US GAL	LTRS	
RT1180R	8.4	6.9	21.3	17.5	1.1	4.3	4800
RT1180S	8.0	7.1	20.3	18.0	1.1	4.3	4400
RT1180R shown in CAMEL WOOD							
16 Riverstone Low Profile Square							
ITEM	DIM (IN)		DIM (CM)		Capacity		SKID PK
	OD	HT	OD	HT	US GAL	LTRS	
SS1180N	10.0	5.7	25.4	14.5	1.5	5.7	3424
SS1180N shown in CAMEL WOOD							
17 Riverstone Window Box							
ITEM	DIM (IN)		DIM (CM)		Capacity		SKID PK
	OD	HT	OD	HT	US GAL	LTRS	
WB1180N	11.8	6.0	30.0	15.2	1.5	5.7	3120
WB1180N shown in CAMEL WOOD							
18 Seneca Tall Planter							
ITEM	DIM (IN)		DIM (CM)		Capacity		SKID PK
	OD	HT	OD	HT	US GAL	LTRS	
TP1239J	12.0	9.7	30.5	24.6	2.5	9.5	1752
TP1239P	10.0	8.1	25.4	20.6	1.7	6.4	2080
TP1239J shown in DARK CHOCOLATE							



01 Tiki Planter [TS]

ITEM	DIM (IN)		DIM (CM)		Capacity		SKID PK
	OD	HT	OD	HT	US GAL	LTRS	
DP1380H	12.5	10.2	31.8	25.9	3.0	11.4	2112
DP1380K	11.8	8.6	30.0	21.8	2.5	9.5	2604

DPI380K shown in POWDERED CAPPUCCINO

02 Tiki Tall Planter

ITEM	DIM (IN)		DIM (CM)		Capacity		SKID PK
	OD	HT	OD	HT	US GAL	LTRS	
[S] TP1380D	14.0	16.0	35.6	40.6	5.9	22.3	360
[TS] TP1380H	13.0	14.0	33.0	35.6	5.5	20.8	1053

TP1380D shown in POWDERED CAPPUCCINO

03 Tiki Bowl

ITEM	DIM (IN)		DIM (CM)		Capacity		SKID PK
	OD	HT	OD	HT	US GAL	LTRS	
BL1380H	12.0	6.5	30.5	16.5	2.0	7.6	2808
BL1380M	9.8	6.2	25.0	15.8	1.3	4.7	3408

BL1380H shown in POWDERED CAPPUCCINO

04 Tiki Hanging Basket

ITEM	DIM (IN)		DIM (CM)		Capacity		SKID PK
	OD	HT	OD	HT	US GAL	LTRS	
HG1380H	11.9	7.1	30.2	18.0	2.0	7.6	1932
HG1380J	11.7	6.9	27.2	17.5	2.0	7.6	2172

HG1380H shown in POWDERED CAPPUCCINO

05 Tiki Urn

ITEM	DIM (IN)		DIM (CM)		Capacity		SKID PK
	OD	HT	OD	HT	US GAL	LTRS	
DU1380H	13.5	12.0	34.3	30.5	2.5	9.5	954
DU1380HB	13.5	12.0	25.4	6.5	2.5	9.5	765

DU1380H shown in POWDERED CAPPUCCINO

06 Tiki Square

ITEM	DIM (IN)		DIM (CM)		Capacity		SKID PK
	OD	HT	OD	HT	US GAL	LTRS	
SD1380N	8.5	7.7	21.6	19.6	1.5	5.7	5625

SD1380N shown in POWDERED CAPPUCCINO

07 Tiki Low Profile Square

ITEM	DIM (IN)		DIM (CM)		Capacity		SKID PK
	OD	HT	OD	HT	US GAL	LTRS	
SS1380N	10.0	5.7	25.4	14.4	1.5	5.7	3696

SS1380N shown in POWDERED CAPPUCCINO

08 Tiki Window Box

ITEM	DIM (IN)		DIM (CM)		Capacity		SKID PK
	OD	HT	OD	HT	US GAL	LTRS	
WB1380J	19.5	6.0	49.5	15.2	2.4	9.1	2940

WB1380J shown in POWDERED CAPPUCCINO

09 Trellis Planter

ITEM	DIM (IN)		DIM (CM)		Capacity		SKID PK
	OD	HT	OD	HT	US GAL	LTRS	
BT107P	8.9	6.2	22.6	15.7	1.0	3.8	5375
DP213F	13.0	9.1	33.0	23.1	3.0	11.2	1872

BT107P shown in BRUSHED SPICED ORANGE



10 Seaspray Planter

ITEM	DIM (IN)		DIM (CM)		Capacity		SKID PK
	OD	HT	OD	HT	US GAL	LTRS	
DP1339H	12.0	9.4	30.5	23.9	2.5	9.5	2460

DPI339H shown in POWDERED TAUPE

11 Seaspray Oval

ITEM	DIM (IN)			DIM (CM)			Capacity		SKID PK
	OL	OW	HT	OL	OW	HT	US GAL	LTRS	
OV1339H	12.0	7.0	6.0	30.5	17.8	15.2	1.4	5.3	3860

OV1339H shown in POWDERED TAUPE

12 Sebastien Tall Planter

ITEM	DIM (IN)		DIM (CM)		Capacity		SKID PK
	OD	HT	OD	HT	US GAL	LTRS	
TP399H	12.0	12.0	30.5	30.5	4.0	15.2	660
TP399H/PCN088C	12.0	12.9	30.5	32.8	4.0	15.2	564

TP399H shown in BRUSHED ANTIQUE BRASS

13 Sebastien Square

ITEM	DIM (IN)		DIM (CM)		Capacity		SKID PK
	OD	HT	OD	HT	US GAL	LTRS	
SD399H	14.0	11.5	35.6	29.2	5.3	19.9	1224
SD399M	12.0	10.0	30.5	25.4	3.4	12.9	1668

SD399H shown in BRUSHED ANTIQUE BRASS

14 Sebastien Hanging Basket

ITEM	DIM (IN)		DIM (CM)		Capacity		SKID PK
	OD	HT	OD	HT	US GAL	LTRS	
[TS] HG399C	13.0	7.4	33.0	18.8	2.8	10.4	1260
HG399H	12.0	6.7	30.5	17.0	2.0	7.6	1980

HG399H shown in BRUSHED ANTIQUE BRASS

15 Sparrow Planter

ITEM	DIM (IN)		DIM (CM)		Capacity		SKID PK
	OD	HT	OD	HT	US GAL	LTRS	
PN315N	7.3	7.0	18.5	17.8	0.8	2.9	5530

PN315N shown in BLACK

16 Sparrow Boval

ITEM	DIM (IN)			DIM (CM)			Capacity		SKID PK
	OL	OW	HT	OL	OW	HT	US GAL	LTRS	
BV315F	11.0	8.3	5.4	27.9	21.0	13.7	1.3	5.0	2420

BV315F shown in BLACK

17 Triton Planter

ITEM	DIM (IN)		DIM (CM)		Capacity		SKID PK
	OD	HT	OD	HT	US GAL	LTRS	
DP1223M	10.9	8.1	27.7	20.6	2.0	7.5	3712

DP1223M shown in COCOA BERRY

18 Triton Square Hanging Basket

ITEM	DIM (IN)		DIM (CM)		Capacity		SKID PK
	OD	HT	OD	HT	US GAL	LTRS	
HS1223G	10.0	8.2	25.4	20.8	2.0	7.5	2768

HS1223G shown in COCOA BERRY



01 Torino Hanging Basket

ITEM	DIM (IN)		DIM (CM)		Capacity		SKID PK
	OD	HT	OD	HT	US GAL	LTRS	
HG333D	12.5	7.8	31.8	19.8	2.3	8.7	2112

HG333D shown in WARM COPPER

02 Torino Planter

ITEM	DIM (IN)		DIM (CM)		Capacity		SKID PK
	OD	HT	OD	HT	US GAL	LTRS	
TP333E	14.0	12.5	35.6	31.8	5.2	19.6	1521
TP333H	12.0	10.4	30.5	26.4	3.1	11.7	2064
[TS] TP333HT	12.0	10.4	30.5	26.4	3.0	11.7	2064
TP333L	10.0	8.7	25.4	22.1	1.7	6.3	3376

TP333E shown in WARM COPPER

03 Torino Window Box

ITEM	DIM (IN)		DIM (CM)		Capacity		SKID PK
	OD	HT	OD	HT	US GAL	LTRS	
WB333C	24.0	6.8	61.0	17.3	3.8	14.5	850
[TS] WB333F	15.0	6.3	38.1	16.0	2.2	8.3	2175

WB333F shown in WARM COPPER

04 Torino Square

ITEM	DIM (IN)		DIM (CM)		Capacity		SKID PK
	OD	HT	OD	HT	US GAL	LTRS	
SD333E	14.0	12.5	35.6	31.8	6.6	25.0	1332
SD333H	12.0	10.4	30.5	26.4	3.9	14.8	1800
SD333L	10.0	8.7	25.4	22.1	2.1	7.9	3376
SD333M	7.7	6.7	19.6	17.0	1.0	3.7	6510

SD333E shown in WARM COPPER

05 Torino Bowl

ITEM	DIM (IN)		DIM (CM)		Capacity		SKID PK
	OD	HT	OD	HT	US GAL	LTRS	
BL333H	11.9	5.1	30.2	13.0	1.6	5.9	3852

BL333H shown in WARM COPPER

06 Torino Railing Window Box

ITEM	DIM (IN)		DIM (CM)		Capacity		SKID PK
	OD	HT	OD	HT	US GAL	LTRS	
RW333D	25.0	7.3	63.5	18.5	4.4	16.6	762

RW333D shown in WARM COPPER

07 Torino Urn [TS]

ITEM	DIM (IN)		DIM (CM)		Capacity		SKID PK
	OD	HT	OD	HT	US GAL	LTRS	
DU987H	13.8	15.5	35.1	39.4	3.8	14.3	720

DU987H shown in WARM COPPER



08 Swerve Bowl

ITEM	DIM (IN)		DIM (CM)		Capacity		SKID PK
	OD	HT	OD	HT	US GAL	LTRS	
BL169H	10.9	5.5	27.7	14.0	1.5	5.8	2352

BL169H shown in BLACK

09 Swerve Low Profile Square

ITEM	DIM (IN)		DIM (CM)		Capacity		SKID PK
	OD	HT	OD	HT	US GAL	LTRS	
SS169H	9.8	5.5	24.9	14.0	1.5	5.7	2704
[TS] SS169M	9.1	4.5	23.1	11.4	1.0	3.9	4140
[TS] SS169M/SCS169M	5.6	0.2	14.2	0.5	1.0	3.8	2560

SS169H shown in AGED BLACK

10 Swerve Planter

ITEM	DIM (IN)		DIM (CM)		Capacity		SKID PK
	OD	HT	OD	HT	US GAL	LTRS	
DP169O	8.0	6.3	20.3	16.0	1.0	3.7	4200

DP169O shown in SILVER

11 Tile Planter

ITEM	DIM (IN)		DIM (CM)		Capacity		SKID PK
	OD	HT	OD	HT	US GAL	LTRS	
DP777L	12.0	9.4	30.5	23.9	2.5	9.5	2520
[TS] DP777M	10.9	8.1	27.7	20.6	2.0	7.5	3632

DP777M shown in BRUSHED SEASCAPE GREY

12 Tile Square

ITEM	DIM (IN)		DIM (CM)		Capacity		SKID PK
	OD	HT	OD	HT	US GAL	LTRS	
SD777M	9.8	9.6	24.9	24.4	2.4	9.2	2800

SD777M shown in BRUSHED SEASCAPE GREY

13 Tile Hanging Basket

ITEM	DIM (IN)		DIM (CM)		Capacity		SKID PK
	OD	HT	OD	HT	US GAL	LTRS	
HG777M	10.6	7.1	26.9	18.0	1.6	6.1	2768

HG777M shown in BRUSHED SEASCAPE GREY

01



02



03



04



05



06



07



01 Sugared Sand Hanging Basket

ITEM	DIM (IN)		DIM (CM)		Capacity		SKID PK
	OD	HT	OD	HT	US GAL	LTRS	
HG913H	12.0	6.7	30.5	17.0	2.0	7.6	1980

HG913H shown in METALLIC GREY

02 Sugared Sand Low Profile Square

ITEM	DIM (IN)		DIM (CM)		Capacity		SKID PK
	OD	HT	OD	HT	US GAL	LTRS	
SS913H	10.0	5.5	25.4	14.0	1.6	5.9	4128

SS913H shown in METALLIC GREY

03 Sugared Sand Oval

ITEM	DIM (IN)			DIM (CM)			Capacity		SKID PK
	OL	OW	HT	OL	OW	HT	US GAL	LTRS	
OV913C	16.0	8.5	6.5	40.6	21.6	16.5	2.5	9.5	1632
OV913H	12.0	6.5	5.5	30.5	16.5	14.0	1.2	4.5	4392

OV913C shown in BRUSHED NOMAD

04 Sugared Sand Bowl

ITEM	DIM (IN)		DIM (CM)		Capacity		SKID PK
	OD	HT	OD	HT	US GAL	LTRS	
BL913C	16.9	6.3	42.9	16.0	3.3	12.5	1386
BL913H	12.0	5.5	30.5	14.0	1.6	6.1	4056

BL913C shown in WARM COPPER

05 Sugared Sand Planter

ITEM	DIM (IN)		DIM (CM)		Capacity		SKID PK
	OD	HT	OD	HT	US GAL	LTRS	
DP913F	13.3	9.4	33.8	23.9	3.3	12.5	1650
DP913H	11.9	9.3	30.2	23.6	2.7	10.2	2520

DP913F shown in WARM COPPER

06 Sugared Sand Tall Planter

ITEM	DIM (IN)		DIM (CM)		Capacity		SKID PK
	OD	HT	OD	HT	US GAL	LTRS	
TP913C	14.0	15.0	35.6	38.1	6.9	26.2	981

TP913C shown in WARM COPPER

07 Sugared Sand Rimless Planter

ITEM	DIM (IN)		DIM (CM)		Capacity		SKID PK
	OD	HT	OD	HT	US GAL	LTRS	
DP913E	16.1	11.4	40.9	29.0	6.5	24.5	678

DP913E shown in WARM COPPER

08



09



10



11



12



13



14



08 Trinia Rimless Planter

ITEM	DIM (IN)		DIM (CM)		Capacity		SKID PK
	OD	HT	OD	HT	US GAL	LTRS	
DP700M	12.6	10.2	32.0	25.9	3.2	12.2	1056
DP700N	10.0	8.3	25.4	21.1	1.8	6.7	3120
DP700O	7.8	6.3	19.8	16.0	1.0	3.6	4172
[TS] DP700OT	7.9	6.3	20.1	16.0	0.9	3.4	4175

DP700M shown in BRUSHED ANTIQUE BRASS

09 Trinia Planter [S] [TS]

ITEM	DIM (IN)		DIM (CM)		Capacity		SKID PK
	OD	HT	OD	HT	US GAL	LTRS	
DP700L	12.5	10.0	31.8	25.4	3.1	11.8	2133

DP700O shown in FOGGY GREY

10 Tulip Urn [TS]

ITEM	DIM (IN)		DIM (CM)		Capacity		SKID PK
	OD	HT	OD	HT	US GAL	LTRS	
DU1041H	13.8	11.0	35.1	27.9	2.5	9.5	1206

DU1041H shown in BRUSHED BUTTERSCOTCH

11 Tulipa Square

ITEM	DIM (IN)		DIM (CM)		Capacity		SKID PK
	OD	HT	OD	HT	US GAL	LTRS	
SCQ014F	6.1	0.3	15.5	0.8	2.5	9.5	9800
SQ014F	9.7	8.7	24.6	22.1	2.5	9.6	2340
SQ014F/SCQ014F	9.7	8.7	24.6	22.1	2.5	9.6	1800

SQ014F shown in BRUSHED CHAMPAGNE

12 Tulipa Window Box

ITEM	DIM (IN)		DIM (CM)		Capacity		SKID PK
	OD	HT	OD	HT	US GAL	LTRS	
WB014F	14.4	6.0	36.6	15.2	2.2	8.3	2250

WB014F shown in BRUSHED CHAMPAGNE

13 Tulipa Square

ITEM	DIM (IN)		DIM (CM)		Capacity		SKID PK
	OD	HT	OD	HT	US GAL	LTRS	
SQ015G	9.1	8.0	23.1	20.3	2.1	7.8	2380
SQ015G/SCQ014F	9.1	8.0	23.1	20.3	2.1	7.9	1800
SQ015K	7.5	6.5	19.1	16.5	1.1	4.3	4410
SQ015M	6.8	5.9	17.3	15.0	0.9	3.4	5508

SQ014F shown in SILVER

14 Tulipa Low Profile Square

ITEM	DIM (IN)		DIM (CM)		Capacity		SKID PK
	OD	HT	OD	HT	US GAL	LTRS	
SS014M	9.8	5.5	24.8	14.0	1.7	6.4	2496
SS014M/SCS014M	9.8	5.5	24.8	14.0	1.7	6.4	1792

SS014M shown in BRUSHED CHAMPAGNE



01 Tuscany Mod Flora Planter

ITEM	DIM (IN)		DIM (CM)		Capacity		SKID PK
	OD	HT	OD	HT	US GAL	LTRS	
DP344H	13.0	9.4	33.0	23.9	3.1	11.8	1845
[TS] DP844E	17.9	14.0	45.5	35.6	7.7	29.0	984
DP844M	13.4	10.1	34.0	25.7	3.2	12.0	1395
[TS] DP844O	12.0	9.4	30.5	23.9	2.4	9.0	2544
TDP844E	17.9	14.0	45.5	35.6	8.6	32.6	984
TDP844M	13.4	10.1	34.0	25.7	3.4	12.8	1395

DP844M shown in CAPPUCCINO

02 Tuscany Mod Flora Tall Planter

ITEM	DIM (IN)		DIM (CM)		Capacity		SKID PK
	OD	HT	OD	HT	US GAL	LTRS	
TP344N	12.0	12.0	30.5	30.5	4.2	15.7	840

TP344N shown in ANTIQUE BRASS

03 Tuscany Basic Tall Square

ITEM	DIM (IN)		DIM (CM)		Capacity		SKID PK
	OD	HT	OD	HT	US GAL	LTRS	
TS033K	15.0	16.5	38.1	41.9	11.5	43.6	576
TS033P	10.7	13.0	27.2	33.0	4.0	15.0	1440
TS033P/TCS033P	10.5	13.0	26.7	33.0	4.0	15.1	922
[TS] TS033PT	10.7	13.0	27.2	33.0	3.9	15.0	1440

TS033K shown in BLACK

04 Tuscany Window Box

ITEM	DIM (IN)		DIM (CM)		Capacity		SKID PK
	OD	HT	OD	HT	US GAL	LTRS	
WB033E	30.3	8.6	77.0	21.8	8.7	33.0	355
[TS] WB033H	20.2	9.8	51.3	24.9	5.6	21.0	624

WB033E shown in BLACK

05 Tuscany Square

ITEM	DIM (IN)		DIM (CM)		Capacity		SKID PK
	OD	HT	OD	HT	US GAL	LTRS	
SQ033K	14.4	12.0	36.6	30.5	8.0	30.2	423

SQ033K shown in BLACK

06 Tuscany Low Profile Square

ITEM	DIM (IN)		DIM (CM)		Capacity		SKID PK
	OD	HT	OD	HT	US GAL	LTRS	
SS033E	11.3	5.5	28.7	14.0	1.7	6.3	1692
[TS] SS033H	10.5	5.5	26.7	14.0	1.6	6.0	1840
SS033K	10.1	5.5	25.7	14.0	1.5	5.6	2800
SS033S	7.4	4.0	18.7	10.2	0.6	2.2	13080
SS033T	7.0	5.0	17.8	12.7	0.7	2.8	6624

SS033E shown in BLACK

07 Tuscany Railing Window Box [TS]

ITEM	DIM (IN)		DIM (CM)		Capacity		SKID PK
	OD	HT	OD	HT	US GAL	LTRS	
WB348B	23.8	9.1	60.5	23.1	6.3	23.8	426

WB348B shown in BLACK



08 Urbana Urn

ITEM	DIM (IN)		DIM (CM)		Capacity		SKID PK
	OD	HT	OD	HT	US GAL	LTRS	
DU090H	13.5	11.4	34.3	29.0	2.7	10.2	1260

DU090H shown in SILVER

09 Urbana Flare Cover Pot

ITEM	DIM (IN)		DIM (CM)		Capacity		SKID PK
	OD	HT	OD	HT	US GAL	LTRS	
DP090K	9.8	8.0	24.9	20.3	1.6	5.9	2140
DP090O	7.8	6.3	19.8	16.0	0.9	3.5	3450
[S] DP090P	7.8	6.3	19.8	16.0	0.9	3.5	3450

DP090K shown in SILVER

10 Urbana Square

ITEM	DIM (IN)		DIM (CM)		Capacity		SKID PK
	OD	HT	OD	HT	US GAL	LTRS	
SD090E	13.0	12.5	33.0	31.8	6.2	23.5	1017

SD090E shown in BLACK

11 Valencia Planter

ITEM	DIM (IN)		DIM (CM)		Capacity		SKID PK
	OD	HT	OD	HT	US GAL	LTRS	
[TS] DP268G	13.0	9.4	33.0	23.9	3.0	11.5	1701
DP268H	13.0	9.3	33.0	23.6	2.7	10.2	1980
PN544T	8.9	7.7	22.6	19.6	1.1	4.3	4280

DP268G shown in BRUSHED CHAMPAGNE

12 Valencia Square

ITEM	DIM (IN)		DIM (CM)		Capacity		SKID PK
	OD	HT	OD	HT	US GAL	LTRS	
SD268H	12.0	9.4	30.5	23.9	3.2	12.1	2292

SD268H shown in BRUSHED CHAMPAGNE

13 Valencia Hanging Basket

ITEM	DIM (IN)		DIM (CM)		Capacity		SKID PK
	OD	HT	OD	HT	US GAL	LTRS	
[TS] HG268H	12.0	6.7	30.5	17.0	1.8	7.0	1980
HG268HW	12.0	6.7	30.5	17.0	1.8	7.0	1980

HG268HW shown in BRUSHED CHAMPAGNE

14 Valencia Window Box

ITEM	DIM (IN)		DIM (CM)		Capacity		SKID PK
	OD	HT	OD	HT	US GAL	LTRS	
WB268H	20.2	9.1	51.3	23.1	4.9	18.5	1400

WB268H shown in BRUSHED CHAMPAGNE



01 Venus Planter

ITEM	DIM (IN)		DIM (CM)		Capacity		SKID PK
	OD	HT	OD	HT	US GAL	LTRS	
DP187E	17.9	14.0	45.5	35.6	8.1	30.8	990
DP187M	13.5	10.0	34.3	25.4	3.5	13.1	1530
DP187N	8.0	6.3	20.3	16.0	0.8	3.0	4500

DP187E shown in COPPER

02 Venus Square

ITEM	DIM (IN)		DIM (CM)		Capacity		SKID PK
	OD	HT	OD	HT	US GAL	LTRS	
SD187N	10.0	7.9	25.4	20.1	1.9	7.3	2848

SD187N shown in COPPER

03 Venus Urn

ITEM	DIM (IN)		DIM (CM)		Capacity		SKID PK
	OD	HT	OD	HT	US GAL	LTRS	
DU187M	11.9	10.9	30.2	27.7	3.0	11.3	984

DU187M shown in COPPER

04 Vertical Planter [TS]

ITEM	DIM (IN)		DIM (CM)		Capacity		SKID PK
	OD	HT	OD	HT	US GAL	LTRS	
PN066E	13.0	10.0	33.0	25.4	3.3	12.5	1863
TN066N	10.2	8.8	26.0	22.3	1.9	7.2	2816

PN066E shown in WARM COPPER

55 Vertical Square

ITEM	DIM (IN)		DIM (CM)		Capacity		SKID PK
	OD	HT	OD	HT	US GAL	LTRS	
SD066H	12.0	10.9	30.5	27.7	4.0	15.2	2196

SD066H shown in LIGHT COPPER

06 Vertical Urn [TS]


ITEM	DIM (IN)		DIM (CM)		Capacity		SKID PK
	OD	HT	OD	HT	US GAL	LTRS	
DU066D	13.8	15.6	35.1	39.6	4.0	15.2	783

DU066D shown in LIGHT COPPER

07 Vertical Tall Planter

ITEM	DIM (IN)		DIM (CM)		Capacity		SKID PK
	OD	HT	OD	HT	US GAL	LTRS	
TP066H	12.0	10.4	30.5	26.4	3.0	11.4	2076

TP066H shown in LIGHT COPPER



09 Waves Planter

ITEM	DIM (IN)		DIM (CM)		Capacity		SKID PK
	OD	HT	OD	HT	US GAL	LTRS	
DP1127M	12.0	9.4	30.4	23.8	2.5	9.5	2520

DP1127M shown in SILVER

10 Waves Hanging Basket

ITEM	DIM (IN)		DIM (CM)		Capacity		SKID PK
	OD	HT	OD	HT	US GAL	LTRS	
HG1127M	12.0	8.0	30.5	20.3	2.3	8.8	1896

HG1127M shown in BLACK

11 Weave Hanging Basket

ITEM	DIM (IN)		DIM (CM)		Capacity		SKID PK
	OD	HT	OD	HT	US GAL	LTRS	
HG317H	12.0	6.7	30.5	17.0	2.0	7.6	2004

HG317H shown in SILVER

12 Wheat Bundle Planter

ITEM	DIM (IN)		DIM (CM)		Capacity		SKID PK
	OD	HT	OD	HT	US GAL	LTRS	
DP860D	16.1	11.4	40.9	29.0	5.9	22.4	1098
DP860D-PATTERN ONLY	16.1	11.4	40.9	29.0	5.9	22.4	1098
[TS] DP860H	13.1	9.4	33.3	23.9	3.2	12.0	1800
[TS] DP860H-PATTERN ONLY	13.1	9.4	33.3	23.9	3.2	12.0	1800
[TS] DP860M	10.9	8.1	27.7	20.6	2.0	7.5	3712
[TS] DP860M-PATTERN ONLY	10.9	8.1	27.7	20.6	2.0	7.5	3712

DP860D shown in LIGHT COPPER




HANGERS

Collection

A hanger you could say is just a hanger but at CTI it's all part of a bigger picture. Our EZ Clip hanger makes it snap in to place faster and makes it more durable. Our new J hooks will have your production lines smiling.

15" Seneca Hanging Baskets
at Distribution Frankarl, QC

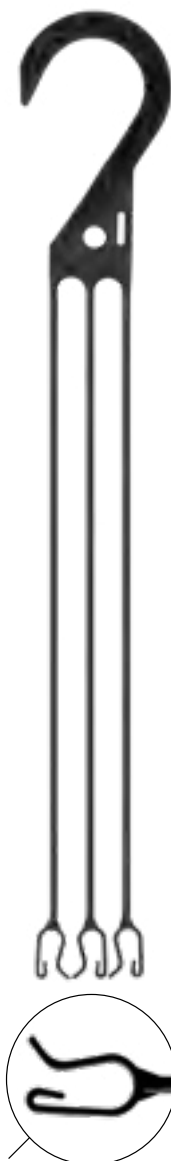


01



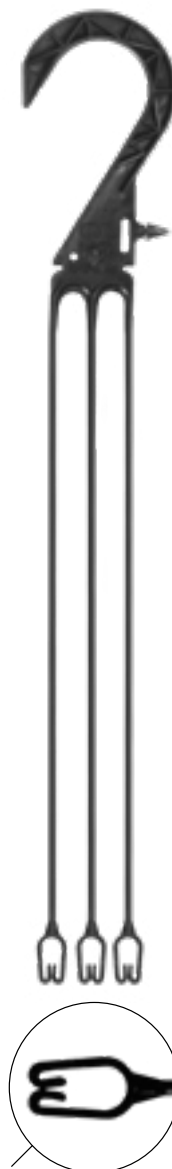
STD HANGER	
ITEM	LENGTH
	IN CM
H-15-3STD	15 38.1
H-16-3STD	16 40.6
H-18-4STD	18 45.7
H-22-4STD	22 55.9

02




SMT HANGER	
ITEM	LENGTH
	IN CM
H-16-3SMT	16 40.6
H-18-3SMT	18 45.7
H-18-4SMT	18 45.7
H-19.5-3SMT	19.5 49.5
H-20-3SMT	20 50.8
H-20-4SMT	20 50.8
H-22-3SMT	22 55.9
H-22-4SMT	22 55.9
H-22-4SMT-T	22 55.9

03



LAB HANGER	
ITEM	LENGTH
	IN CM
H-18-3LAB	18 45.7
H-18-4LAB	18 45.7

04



HEV HANGER	
ITEM	LENGTH
	IN CM
H-18-4HEV	18 45.7
H-20-4HEV	20 50.8
H-22-4HEV	22 55.9
H-22-4HEV (NO CTI LOGO)	22 55.9

05



HTB HANGER	
ITEM	LENGTH
	IN CM
H-18-3HTB	18 45.7
H-22-4HTB	22 55.9

06



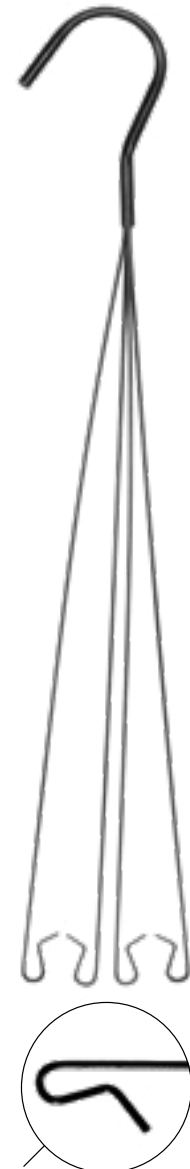
HOB HANGER	
ITEM	LENGTH
	IN CM
H-18-4HOB	18 45.7
H-22-4HOB	22 55.9

07



MAX HANGER	
ITEM	LENGTH
	IN CM
H-18-4MAX	18 45.7
H-20-4MAX	20 50.8

08



WIRE HANGER (METAL)	
ITEM	LENGTH
	IN CM
H-18-3WIRE (Black)	18 45.7
H-18-3WIRE (Grey)	18 45.7
H-18-3WIRE (White)	18 45.7
H-22-4WIRE (Black)	22 55.9
H-22-4WIRE (Grey)	22 55.9
H-22-4WIRE (White)	22 55.9

09



CLS HANGER	
ITEM	LENGTH
	IN CM
H-18-3CLS	18 45.7

10



LVL HANGER	
ITEM	LENGTH
	IN CM
H-20-4LVL	20 50.8
H-22-4LVL	22 55.9

11



RML HANGER	
ITEM	LENGTH
	IN CM
H-20-4RML	20 50.8



VEGETABLE PLANTERS & VINING

Collection

Let us help you give your vegetables and vining plants a proper home to grow. We have unique styled containers with proper accessories and clip on support options to allow your plants to perform and flourish.

Duong Thuy
Huynh Au (Heidy)
Accounts Payable





01 Acorn Trellis [TS]

ITEM	DIM (IN)		DIM (CM)		Capacity		SKID PK SET
	OD	HT	OD	HT	US GAL	LTRS	
TR804H	11.5	15.5	29.2	39.4			
PN800H	11.5	8.0	29.2	20.3			
Set	11.5	23.0	29.2	58.4	2.2	8.2	1,416

TR804H/PN800H shown in BRUSHED SHIMMER BRASS

02 Bird Trellis [TS]

ITEM	DIM (IN)		DIM (CM)		Capacity		SKID PK SET
	OD	HT	OD	HT	US GAL	LTRS	
TR802H	11.5	15.5	29.2	39.4			
PN800H	11.5	8.0	29.2	20.3			
Set	11.5	23.0	29.2	58.4	2.2	8.2	1,416

TR802H/PN800H shown in COFFEE CREAM

03 Butterfly Trellis [TS]

ITEM	DIM (IN)		DIM (CM)		Capacity		SKID PK SET
	OD	HT	OD	HT	US GAL	LTRS	
TR801H	11.5	15.5	29.2	39.4			
PN800H	11.5	8.0	29.2	20.3			
Set	11.5	23.0	29.2	58.4	2.2	8.2	1,416

TR801H/PN800H shown in BRUSHED CHAMPAGNE

04 Eclipse Cage Trellis [TS]

ITEM	DIM (IN)		DIM (CM)		Capacity		SKID PK SET
	OD	HT	OD	HT	US GAL	LTRS	
TN1039N	9.7	18.5	24.6	47.0			
SD1035N	9.7	8.0	24.6	20.3			
Set	9.7	25.0	24.6	63.5	1.5	5.7	980

SD1035N/TN1039N shown in COFFEE CREAM

05 Empire Trellis [TS]

ITEM	DIM (IN)		DIM (CM)		Capacity		SKID PK SET
	OD	HT	OD	HT	US GAL	LTRS	
TR891D (CAGE ONLY)	15.0	37.0	38.1	40.0			
TN891D	15.0	12.0	38.1	30.5			216 CAGE
Set	15.0	48.0	38.1	121.9	5.5	21	180
TNS891D	10.8	1.5	27.4	3.8			1,143/160

TR891D/TN891D shown in BRUSHED CHAMPAGNE

06 Flamingo Welcome Trellis Planter [TS]

ITEM	DIM (IN)		DIM (CM)		Capacity		SKID PK SET
	OD	HT	OD	HT	US GAL	LTRS	
TR1452R	8.9	12.5	22.6	31.7			
PN1452R	8.9	6.6	22.6	16.7			
Set	8.9	19.0	22.6	48.3	1.1	4.3	3,000

TR1452R/PN1452R shown in AZALEA PINK TOP/LIME GREEN PLANTER

07 Hoot Trellis [TS]

ITEM	DIM (IN)		DIM (CM)		Capacity		SKID PK SET
	OD	HT	OD	HT	US GAL	LTRS	
TR1278H	11.5	15.5	29.2	39.4			
PN800H	11.5	8.0	29.2	20.3			
Set	11.5	23.0	29.2	58.4	2.2	8.2	1,416

TR1278H/PN800H shown in BRUSHED ORANGE



08 Laurel Trellis [TS]

ITEM	DIM (IN)		DIM (CM)		Capacity		SKID PK SET
	OD	HT	OD	HT	US GAL	LTRS	
TR1424H	11.5	15.5	29.2	39.4			
TN1424H	11.5	8.0	29.2	20.3			
Set	11.5	23.0	29.2	58.4	2.2	8.2	1,820

TR1424H/TN1424H shown in BRUSHED ANTIQUE BRASS

09 Leafy Trellis [TS]

ITEM	DIM (IN)		DIM (CM)		Capacity		SKID PK SET
	OD	HT	OD	HT	US GAL	LTRS	
TR1148N	9.4	18.0	23.9	45.7			
SD1148N	9.7	8.0	23.9	20.3			
Set	9.7	25.0	23.9	63.5	1.5	5.7	1,900

TR1148N/SD1148N shown in BLACK

10 Monstera Welcome Trellis [TS]

ITEM	DIM (IN)		DIM (CM)		Capacity		SKID PK SET
	OD	HT	OD	HT	US GAL	LTRS	
TR1460R	8.9	12.5	22.6	31.7			
PN1452R	8.9	6.6	22.6	16.7			
Set	8.9	19.0	22.6	48.3	1.1	4.3	3,150

TR1460R/PN1452R shown in GREEN TEA

11 Picnic Basket Trellis Planter [TS]

ITEM	DIM (IN)		DIM (CM)		Capacity		SKID PK SET
	OD	HT	OD	HT	US GAL	LTRS	
TR1451N	8.9	12.5	22.6	31.7			
RT1451N	8.9	6.6	22.6	16.7			
Set	8.9	19.0	22.6	48.3	1.1	4.3	4,000

TR1451N/RT1451N shown in POWDERED BEIGE GREY

12 Pineapple Trellis [TS]

ITEM	DIM (IN)		DIM (CM)		Capacity		SKID PK SET
	OD	HT	OD	HT	US GAL	LTRS	
TR1426H	11.5	15.5	29.2	39.4			
TN1426H	11.5	8.0	29.2	20.3			
Set	11.5	23.0	20.2	58.4	2.2	8.2	1,416
TR1426H	11.5	15.5	29.2	39.4			
PN800H	11.5	8.0	29.2	20.3			
Set	11.5	23.0	29.2	58.4	2.2	8.2	1,416

TR1426H/TN1426H shown in BRUSHED ANTIQUE BRASS

13 Round Cage Trellis [TS]

ITEM	DIM (IN)		DIM (CM)		Capacity		SKID PK SET
	OD	HT	OD	HT	US GAL	LTRS	
TR1074N	10.1	17.7	25.6	44.9			
TN088N	10.1	7.5	25.6	19.0			
Set	10.1	25.0	25.6	63.5	1.6	5.9	720

TR1074N/TN088N shown in BLACK



01

02



03



04

05



06



01 Shady Palm Trellis [TS]

ITEM	DIM (IN)		DIM (CM)		Capacity		SKID PK SET
	OD	HT	OD	HT	US GAL	LTRS	
TR1154H	11.5	15.5	29.2	39.4			
PN800H	11.5	8.0	29.2	20.3			
Set	11.5	23.0	29.2	58.4	2.2	8.2	1,820

TR1154H/PN800H shown in CHALK

02 Square Cage Trellis [TS]

ITEM	DIM (IN)		DIM (CM)		Capacity		SKID PK SET
	OD	HT	OD	HT	US GAL	LTRS	
TN1035N	9.7	18.5	24.6	47.0			
SD1035N	9.7	7.5	24.6	20.1			
Set	9.7	25.0	24.6	63.5	1.5	5.7	980

TN1035N/SD1035N shown in MILK CHOCOLATE

03 Welcome Trellis [TS]

ITEM	DIM (IN)		DIM (CM)		Capacity		SKID PK SET
	OD	HT	OD	HT	US GAL	LTRS	
TR1031H	11.5	15.5	29.2	39.4			
PN1031H	11.5	8.0	29.2	20.3			
Set	11.5	23.0	29.2	58.4	2.2	8.2	1,416

TR1031H/PN1031H shown in BRUSHED BUTTERSCOTCH

04 Welcome Tall Trellis [TS]

ITEM	DIM (IN)		DIM (CM)		Capacity		SKID PK SET
	OD	HT	OD	HT	US GAL	LTRS	
TR1032H	11.5	15.5	29.2	39.4			
PN1031H	11.5	8.0	29.2	20.3			
Set	11.5	23.0	29.2	58.4	2.2	8.2	1,416

TR1032H/PN1031H shown in LIGHT COPPER

05 Quick Trellis with Leonardo Square [TS]

ITEM	DIM (IN)		DIM (CM)		Capacity		SKID PK SET
	OD	HT	OD	HT	US GAL	LTRS	
TR200N	10.3	19.0	26.2	48.3			
SR100K	10.3	9.0	26.2	22.9			
Set	10.3	28.0	26.2	71.0	2.6	9.7	800

TR200N/SR100K shown in AGED BLACK

06 Beaded Linen Easy Clip Tomato Cage [TS]

ITEM	DIM (IN)		DIM (CM)		Capacity		SKID PK SET
	OD	HT	OD	HT	US GAL	LTRS	
TC200E	12.5	17.9	31.7	45.5			
DP758F	12.5	9.5	31.7	24.1			
Set	12.5	26.3	31.7	66.8	3.3	12.5	804

TC200E/DP758F shown in BRUSHED CHAMPAGNE



07



08



09



10



11



12

07 Bella Planter & Easy Clip Trellis [TS]

ITEM	DIM (IN)		DIM (CM)		Capacity		SKID PK SET
	OD	HT	OD	HT	US GAL	LTRS	
TC200N	10.0	14.5	25.4	36.8			
PN088G	9.6	6.5	24.8	16.5			
Set	9.6	19.5	24.4	49.5	1.4	5.3	1,500

TC200N/PN088N shown in MILK CHOCOLATE

08 Bella w/ Closed Tomage Cage [TS]

ITEM	DIM (IN)		DIM (CM)		Capacity		SKID PK SET
	OD	HT	OD	HT	US GAL	LTRS	
TC066N	18.8	13.9	47.7	35.3			
TN088N	10.1	7.5	25.6	19.0			
Set	18.8	21.4	47.7	54.3	1.6	5.9	1,500

TC066N/TN088N shown in MILK CHOCOLATE

09 Bella Planter & Tomato Cage [TS]

ITEM	DIM (IN)		DIM (CM)		Capacity		SKID PK SET
	OD	HT	OD	HT	US GAL	LTRS	
TC100E	11.8	17.8	30.0	45.2			
TN088E	11.8	8.7	30.0	25.7			
Set	11.8	26.6	30.0	67.6	2.7	10.1	984

TC100N/TN088N shown in TERRA COTTA

10 Bella w/ Two-Ring Tomato Cage [TS]

ITEM	DIM (IN)		DIM (CM)		Capacity		SKID PK SET
	OD	HT	OD	HT	US GAL	LTRS	
TC350E	18.8	13.9	47.7	35.3			
TN088E	11.8	8.7	30.0	25.7			
Set	18.8	22.7	77.7	57.6	2.7	10.1	1,740

TC350E/TN088E shown in BLACK

11 Bella Planter & Open Tomato Cage [TS]

ITEM	DIM (IN)		DIM (CM)		Capacity		SKID PK SET
	OD	HT	OD	HT	US GAL	LTRS	
TC105E	13.9	18.8	35.3				
TN088E	11.8	8.7	30.0				
Set	11.8	27.5	30.0	69.8	2.7	10.1	1,197

TC105E/TN088E shown in BLACK

12 Bellagio Planter with Tomato Cage [TS]

ITEM	DIM (IN)		DIM (CM)		Capacity		SKID PK SET
	OD	HT	OD	HT	US GAL	LTRS	
TC200E	12.5	17.9	31.7	45.5			
DP1163K	12.0	8.7	30.5	22.1			
Set	12.5	26.6	31.7	67.6	2.5	9.5	780

TC200N/DP1163P shown in BLACK

01



02



03



04



05



06



01 Cask Planter & Tomato Cage [TS]

ITEM	DIM (IN)		DIM (CM)		Capacity		SKID PK SET
	OD	HT	OD	HT	US GAL	LTRS	
TC200E	12.5	17.9	31.7	45.5			
DP1049K	11.8	8.0	30.0	20.3			
Set	12.5	25.9	31.7	65.8	2.3	8.7	840

TC200E/DPI094K shown in BRUSHED NUTMEG WITH BLACK BAND

02 Empire Planter with Tomato Cage

ITEM	DIM (IN)		DIM (CM)		Capacity		SKID PK SET
	OD	HT	OD	HT	US GAL	LTRS	
TC300D	13.9	21.1	35.3	53.5			
TN891D	15.0	12.0	38.1	30.5			522 CAGE
Set	15	33.1	38.1	84.1	5.5	21	351
TNS891D	10.8	1.5	27.4	3.8			1,143/160

TC300D/TN891D shown in CHALK

03 Estate Hex Planter & Tomato Cage

ITEM	DIM (IN)		DIM (CM)		Capacity		SKID PK SET
	OD	HT	OD	HT	US GAL	LTRS	
TC100N	10.1	14.5	25.7	36.8			
XG203L	12.1	7.7	30.7	24.9	2.0		
Set	12.1	22.3	30.7	56.7	2.0	7.5	804

TC100N/XG203L shown in BLACK

04 Helix Easy Clip Tomato Cage [TS]

ITEM	DIM (IN)		DIM (CM)		Capacity		SKID PK SET
	OD	HT	OD	HT	US GAL	LTRS	
TC200N	10.1	14.5	25.4	36.8			
DP795M	10.0	7.3	30.0	22.4	1.6	6.0	1,368
Set	11.8	23.3	30.0	59.2	2.7	10.1	984

TC200N/DP795M shown in CAPPUCCINO

05 Hex Planter & Tomato Cage

ITEM	DIM (IN)		DIM (CM)		Capacity		SKID PK SET
	OD	HT	OD	HT	US GAL	LTRS	
HC831P	9.9	12.0	25.1	30.5			
HX831P	9.9	9.8	25.1	24.9			
Set	9.9	23.0	25.1	58.4	2.0	7.4	1,008

HC831P/HX831P shown in BLACK

06 Hickory Planter With Tomato Cage

ITEM	DIM (IN)		DIM (CM)		Capacity		SKID PK SET
	OD	HT	OD	HT	US GAL	LTRS	
TC100N	10.1	7.5	25.7	36.9			
DP219T	11.0	8.3	27.9	21			
Set	11.0	22.9	27.9	58.2	2.0	7.6	1,408

TC100N/HG219H shown in BRUSHED CHAMPAGNE

07



08



09



10



11



07 Mesh Band Planter With Easy Clip Cage

ITEM	DIM (IN)		DIM (CM)		Capacity		SKID PK SET
	OD	HT	OD	HT	US GAL	LTRS	
TC200N	10.1	14.5	25.4	36.8			
TS DP450M	10.0	7.3	25.4	18.5			
Set	10.0	21.8	25.4	55.4	1.3	5.7	1,184

TC200N/DP455H shown in BRUSHED LEMON

08 Miranda Planter & Tomato Cage [TS]

ITEM	DIM (IN)		DIM (CM)		Capacity		SKID PK SET
	OD	HT	OD	HT	US GAL	LTRS	
TC100E	11.8	17.8	30.0	45.2			
TN531F	11.8	8.8	30.0	22.4			
Set	11.8	26.6	30.0	67.6	2.7	10.1	984

TC200E shown in COFFEE

ITEM	DIM (IN)		DIM (CM)		Capacity		SKID PK SET
	OD	HT	OD	HT	US GAL	LTRS	
PN531F	11.8	8.7	30.0	22.4			
Set	11.8	26.3	30.0	66.8	2.7	10.1	912

TC100E/TN531F shown in COFFEE

09 Miranda Planter & Two Ring Cage [TS]

ITEM	DIM (IN)		DIM (CM)		Capacity		SKID PK SET
	OD	HT	OD	HT	US GAL	LTRS	
TC350E	18.8	13.9	47.7	35.3			
TN531F	11.8	8.8	30.0	22.4			
Set	11.8	22.7	30.0	57.6	2.7	10.1	984

TC350E/TN531F shown in BLACK

10 Vertical Planter with Closed Cage [TS]

ITEM	DIM (IN)		DIM (CM)		Capacity		SKID PK SET
	OD	HT	OD	HT	US GAL	LTRS	
TC066N	18.8	13.9	47.7	35.3			
TN066N	10.2	8.8	25.9	22.4			
Set	18.8	22.7	47.7	57.7	7.2	7.2	

TC066N/TN066N shown in BLACK

11 Poinsettia Ring Cage [TS]

ITEM	DIM (IN)		DIM (CM)		Capacity		SKID PK SET
	OD	HT	OD	HT	US GAL	LTRS	
TC450M	11.0	5.0	27.9	12.7			6,080
TC450P	9.8	4.0	25.0	10.1			6,400

TC450M shown in BLACK



BASICS

Collection

For all your greenhouse basics and growing solutions, we've got you covered. From trays, thermoform and injection mold pots to hanging baskets, we've got a wide variety of products for you.

Jimmy Chu
Full Stack
Developer





ROUND GROWER POTS

01 1Pt 4 Round Grow Pot

ITEM	DIM (IN)		DIM (CM)		Capacity		SKID PK
	OD	HT	OD	HT	US GAL	LTRS	
TRIN400K	3.94	3.54	10	9	0.12	0.44	40000

Compatible with TTY0110L

02 1.5 Pt 4.3 Round Grow Pot

ITEM	DIM (IN)		DIM (CM)		Capacity		SKID PK
	OD	HT	OD	HT	US GAL	LTRS	
TRIN430H	4.33	3.86	11	9.8	0.16	0.61	33900

Compatible with TTY0110K

03 1.5Pt 4.5 Round Grow Pot - NO PRINT

ITEM	DIM (IN)		DIM (CM)		Capacity		SKID PK
	OD	HT	OD	HT	US GAL	LTRS	
TRIN450H	4.49	3.54	11.4	9	0.16	0.61	20160

Compatible with TTY0110H

04 1.5Pt 4.6 Round Grow Pot

ITEM	DIM (IN)		DIM (CM)		Capacity		SKID PK
	OD	HT	OD	HT	US GAL	LTRS	
TRIN460H	4.69	4.17	11.9	10.6	0.2	0.77	29484

Compatible with TTY0112L

05 1Qt 5.5 Round Grow Pot

ITEM	DIM (IN)		DIM (CM)		Capacity		SKID PK
	OD	HT	OD	HT	US GAL	LTRS	
TRIN550H	5.35	4.57	13.6	11.6	0.31	1.16	15424

Compatible with TTY0108G

06 2Qt 6 Round Grow Pot

ITEM	DIM (IN)		DIM (CM)		Capacity		SKID PK
	OD	HT	OD	HT	US GAL	LTRS	
TRIN600J	6	5.79	15.24	14.7	0.46	1.73	14994

07 2.5Qt 6.3 Round Grow Pot

ITEM	DIM (IN)		DIM (CM)		Capacity		SKID PK
	OD	HT	OD	HT	US GAL	LTRS	
TRIN630H	6.3	6.3	16	16	0.6	2.27	10080

Compatible with TTY0106J

08 2.5Qt 6.5 Round Grow Pot

ITEM	DIM (IN)		DIM (CM)		Capacity		SKID PK
	OD	HT	OD	HT	US GAL	LTRS	
TRIN650K	6.3	6.4	16	16.25	0.6	2.27	11564

Compatible with TTY0106J

09 2.5Qt 8 Round Grow Pot (Smaller BD)

ITEM	DIM (IN)		DIM (CM)		Capacity		SKID PK
	OD	HT	OD	HT	US GAL	LTRS	
TRIN800K	7.87	5	20	12.7	0.65	2.47	12900

Compatible with TTY0104G



ROUND GROWER POTS

10 3Qt 7.5 Round Grow Pot

ITEM	DIM (IN)		DIM (CM)		Capacity		SKID PK
	OD	HT	OD	HT	US GAL	LTRS	
TRIN750J	7.4	5.91	18.8	15	0.73	2.75	8568

11 3Qt 8 Round Grow Pot

ITEM	DIM (IN)		DIM (CM)		Capacity		SKID PK
	OD	HT	OD	HT	US GAL	LTRS	
TRIN800J	7.95	5.08	20.2	12.9	0.72	2.74	12900

Compatible with TTY0104H

12 8.2 Bowl Liner

ITEM	DIM (IN)		DIM (CM)		Capacity		SKID PK
	OD	HT	OD	HT	US GAL	LTRS	
TRIN820J	8.19	4.53	20.8	11.51	0.79	2.99	14400

13 1.0 Gal 8.5 Poinsettia Bowl Liner

ITEM	DIM (IN)		DIM (CM)		Capacity		SKID PK
	OD	HT	OD	HT	US GAL	LTRS	
TRIN850I	8.54	4.65	21.7	11.8	0.88	3.35	28416

14 1Gal 9 Round Grow Pot

ITEM	DIM (IN)		DIM (CM)		Capacity		SKID PK
	OD	HT	OD	HT	US GAL	LTRS	
TRIN900H	9	6.25	22.87	15.87	1.18	4.47	7280

15 1.5Gal 9 Round Grow Pot

ITEM	DIM (IN)		DIM (CM)		Capacity		SKID PK
	OD	HT	OD	HT	US GAL	LTRS	
TRIN900G	8.99	7.87	22.84	20	1.48	5.6	4872

16 1Pt 4.5 Round Insert Pot

ITEM	DIM (IN)		DIM (CM)		Capacity		SKID PK
	OD	HT	OD	HT	US GAL	LTRS	
RIN450H	4.47	3.74	11.35	9.5	0.16	0.6	29565

17 1Qt 5 Round Grow Pot

ITEM	DIM (IN)		DIM (CM)		Capacity		SKID PK
	OD	HT	OD	HT	US GAL	LTRS	
RIN001H	5	4.7	12.8	11.9	0.26	1	18112

Compatible with TTY0108H

18 3Gal 12.5 Round Grow Pot

ITEM	DIM (IN)		DIM (CM)		Capacity		SKID PK
	OD	HT	OD	HT	US GAL	LTRS	
RIN1250H	12.27	9.84	31.16	25	0.26	1	3120



SQUARE GROW POTS

01 0.5Pt 2.5 Square Grow Pot

ITEM	DIM (IN)			DIM (CM)			SKID PK
	OL	OW	HT	OL	OW	HT	
TSIN250H	2.6	2.6	3.4	6.5	6.5	8.7	49536

Compatible with TTY0132J

02 0.5Pt 3.5 Square Grow Pot

ITEM	DIM (IN)			DIM (CM)			SKID PK
	OL	OW	HT	OL	OW	HT	
TSIN350K	3.5	3.5	3.4	8.9	8.9	8.5	57600

Compatible with TTY0118H

03 1Qt 4.1 Square Grow Pot

ITEM	DIM (IN)			DIM (CM)			SKID PK
	OL	OW	HT	OL	OW	HT	
TSIN410H	4.2	4.2	4.9	10.6	10.6	12.5	11520

Compatible with TTY0115H

04 2Qt 5.3 Square Insert Pot

ITEM	DIM (IN)			DIM (CM)			SKID PK
	OL	OW	HT	OL	OW	HT	
TSIN530H	5.4	5.4	6.0	13.6	13.6	15.2	6656

Compatible with TTY0108J

05 1Pt 3.25 Square Insert Pot

ITEM	DIM (IN)			DIM (CM)			SKID PK
	OL	OW	HT	OL	OW	HT	
SIN325H	3.3	3.3	4.1	8.5	8.5	10.5	30008

Compatible with TY0112H

06 1Qt 4 Square Grow Pot

ITEM	DIM (IN)			DIM (CM)			SKID PK
	OL	OW	HT	OL	OW	HT	
SIN400H	3.9	3.9	5.8	10.0	10.0	14.7	17820

Compatible with TY0110P



ROUND TRAYS

07 1Pt 4 Round 10 Count Tray

ITEM	DIM (IN)			DIM (CM)			SKID PK
	OL	OW	HT	OL	OW	HT	
TTY0110L	21.1	7.8	3.6	53.5	19.9	9.2	2970

Compatible with TRIN400K

08 1.5Pt 4.3 Round 10 Count Tray

ITEM	DIM (IN)			DIM (CM)			SKID PK
	OL	OW	HT	OL	OW	HT	
TTY0110K	21.9	8.7	4.0	55.5	22.0	10.2	2560

Compatible with TRIN430H

09 1.5Pt 4.5 Round 10 Count Tray

ITEM	DIM (IN)			DIM (CM)			SKID PK
	OL	OW	HT	OL	OW	HT	
TTY0110H	22.3	8.7	4.1	56.6	22.1	10.4	2620

Compatible with TRIN450H

10 1.5Pt 4.6 Round 12 Count Tray

ITEM	DIM (IN)			DIM (CM)			SKID PK
	OL	OW	HT	OL	OW	HT	
TTY0112L	18.8	14.0	4.2	47.8	35.5	10.7	1590

Compatible with TRIN460H

11 1Qt 5.5 Round 8 Count Tray

ITEM	DIM (IN)			DIM (CM)			SKID PK
	OL	OW	HT	OL	OW	HT	
TTY0108G	21.5	10.6	4.7	54.5	27.0	11.9	2368

Compatible with TRIN550H

12 6.3 Round 6 Count Tray

ITEM	DIM (IN)			DIM (CM)			SKID PK
	OL	OW	HT	OL	OW	HT	
TTY0106J	19.0	12.7	6.5	48.3	32.3	16.5	1638

Compatible with TRIN630H

13 2.5Qt 6.3 Round 3 Count Tray

ITEM	DIM (IN)			DIM (CM)			SKID PK
	OL	OW	HT	OL	OW	HT	
TTY0103H	19.8	6.7	6.4	50.2	17.0	16.3	2756

Compatible with TRIN630H


14 8 Round 4 Count Tray

ITEM	DIM (IN)			DIM (CM)			SKID PK
	OL	OW	HT	OL	OW	HT	
TTY0104K	16.9	16.9	5.2	43.0	43.0	13.1	1540

Compatible with TRIN750J

15 2Qt 6 Round 4 Count Tray

ITEM	DIM (IN)			DIM (CM)			SKID PK
	OL	OW	HT	OL	OW	HT	
TY0104J	20.1	10.4	2.5	51.0	26.5	6.3	1344



ROUND TRAYS

01 1 Gallon 6 Count Tray

ITEM	DIM (IN)			DIM (CM)			SKID PK
	OL	OW	HT	OL	OW	HT	
TY0106K	18.9	12.6	2.6	48.0	32.0	6.5	1256

02 Round 3 Count Tray

ITEM	DIM (IN)			DIM (CM)			SKID PK
	OL	OW	HT	OL	OW	HT	
TY0103H	19.8	6.9	2.0	50.3	17.4	5.1	1200

03 1 Gallon 6 Count Tray With Tension Pusher

ITEM	DIM (IN)			DIM (CM)			SKID PK
	OL	OW	HT	OL	OW	HT	
TY0106H	19.9	13.6	2.6	50.6	34.5	6.6	1332

04 1 Qt 5 Round 8 Count Tray

ITEM	DIM (IN)			DIM (CM)			SKID PK
	OL	OW	HT	OL	OW	HT	
TTY0108H	19.9	10.0	5.0	50.5	25.4	12.7	2520

Compatible with RIN001H

05 8 Round 4 Count Tray

ITEM	DIM (IN)			DIM (CM)			SKID PK
	OL	OW	HT	OL	OW	HT	
TY0104H	20.3	14.4	1.5	51.6	36.6	38.0	1122

Compatible with TRIN800J

06 2.5Qt 8 Round 4 Count Tray

ITEM	DIM (IN)			DIM (CM)			SKID PK
	OL	OW	HT	OL	OW	HT	
TY0104G	20.3	13.2	1.5	51.5	33.5	38.1	1350

Compatible with TRIN800K

07 1.5 Gallon Single Count Tray

ITEM	DIM (IN)			DIM (CM)			SKID PK
	OL	OW	HT	OL	OW	HT	
TR300H	19.3	13.2	3.7	48.9	33.5	9.5	600

08 1Pt 4 Round 10 Count Tray (Wider Opening)


ITEM	DIM (IN)			DIM (CM)			SKID PK
	OL	OW	HT	OL	OW	HT	
TTY0110P	20.2	7.8	3.6	51.4	19.9	9.1	3080

Compatible with TRIN400K

09 1.5PT 4.3 Round 8 Count Tray

ITEM	DIM (IN)			DIM (CM)			SKID PK
	OL	OW	HT	OL	OW	HT	
TTY0108N	18.4	9.1	4.0	48.1	23.3	10.2	2860

Compatible with TRIN430H



SQUARE TRAYS

10 0.5Pt 3.5 Square 18 Count Tray

ITEM	DIM (IN)			DIM (CM)			SKID PK
	OL	OW	HT	OL	OW	HT	
TTY0118H	21.3	10.8	2.5	54.0	27.5	6.4	2896

Compatible with TSIN350K

11 0.5Pt 2.5 Square 32 Count Tray

ITEM	DIM (IN)			DIM (CM)			SKID PK
	OL	OW	HT	OL	OW	HT	
TTY0132J	21.3	10.8	2.4	54.0	27.5	6.0	1824

Compatible with TSIN250H

12 1Qt 4.1 Square 15 Count Tray

ITEM	DIM (IN)			DIM (CM)			SKID PK
	OL	OW	HT	OL	OW	HT	
TTY0115H	21.1	12.9	2.3	53.7	32.7	5.9	1204

Compatible with TSIN410H

13 2 Qt 5.3 Square 8 Count Tray

ITEM	DIM (IN)			DIM (CM)			SKID PK
	OL	OW	HT	OL	OW	HT	
TTY0108J	21.5	10.8	3.9	54.5	27.5	9.9	944

Compatible with TSIN530H

14 1Qt 4.1 Square 10 Count Tray

ITEM	DIM (IN)			DIM (CM)			SKID PK
	OL	OW	HT	OL	OW	HT	
TTY0110Q	21.1	8.7	2.3	53.7	22.1	5.8	2100

Compatible with TSIN410H

15 606 Slim Tray


ITEM	DIM (IN)			DIM (CM)			SKID PK
	OL	OW	HT	OL	OW	HT	
TY0606H	19.9	7.4	2.1	50.5	18.9	5.4	2976

16 18 Wicker Transport Tray

ITEM	DIM (IN)			DIM (CM)			SKID PK
	OL	OW	HT	OL	OW	HT	
TY003H	18.6	12.3	516.0	47.1	31.2	13.1	1352

17 162 Cell Plug Tray

ITEM	DIM (IN)			DIM (CM)			SKID PK
	OL	OW	HT	OL	OW	HT	
TY01162H	20.0	10.0	1.5	50.8	25.4	3.8	1672



SQUARE TRAYS

01 3.25 Square 12 Count Tray

ITEM	DIM (IN)			DIM (CM)			SKID PK
	OL	OW	HT	OL	OW	HT	
TY0112H	19.7	6.5	1.8	50.0	16.5	45.0	3000

02 1Qt 4 Square 10 Count Tray

ITEM	DIM (IN)			DIM (CM)			SKID PK
	OL	OW	HT	OL	OW	HT	
TY0110P	19.7	7.7	2.5	50.0	19.5	6.3	1800

Compatible with SIN400H

03 21 Flat Tray

ITEM	DIM (IN)			DIM (CM)			SKID PK
	OL	OW	HT	OL	OW	HT	
TY001H	21.0	10.6	2.3	53.5	26.9	60.0	2376

04 1 Pt. 3.25 Square 18 Count Tray

ITEM	DIM (IN)			DIM (CM)			SKID PK
	OL	OW	HT	OL	OW	HT	
TTY0118G	20.0	10.6	1.9	51.0	26.9	4.8	3096

Compatible with SIN325H and TSIN325H

CELL PACKS

05 32 Cell Tray

ITEM	DIM (IN)			DIM (CM)			SKID PK
	OL	OW	HT	OL	OW	HT	
TTY0132H	20.0	7.0	2.8	50.8	17.8	7.0	3796

06 20 2x5 thermoform spaced tray


ITEM	DIM (IN)			DIM (CM)			SKID PK
	OL	OW	HT	OL	OW	HT	
TTY0110F	20.0	8.0	3.0	50.8	20.3	7.6	2750

07 24 Cell Tray

ITEM	DIM (IN)			DIM (CM)			SKID PK
	OL	OW	HT	OL	OW	HT	
TTY0124K	15.0	10.2	3.2	38.0	25.9	8.2	4779

08 4x5 20 Pack Thermoform Tray

ITEM	DIM (IN)			DIM (CM)			SKID PK
	OL	OW	HT	OL	OW	HT	
TTY0120K	11.7	10.0	3.2	29.8	25.4	8.2	5832



CELL PACK SETS

09 304 Square Tray

ITEM	DIM (IN)			DIM (CM)			SKID PK
	OL	OW	HT	OL	OW	HT	
TTY0403H	20.1	7.5	3.4	50.1	19.1	8.6	5040

Compatible with TTY0403H

10 304 Square Insert

ITEM	DIM (IN)			DIM (CM)			SKID PK
	OL	OW	HT	OL	OW	HT	
TIN0403H	20.1	7.5	3.5	51.0	19.1	9.0	4464

Compatible with TIN0403H

11 508 Tray

ITEM	DIM (IN)			DIM (CM)			SKID PK
	OL	OW	HT	OL	OW	HT	
TTY0805	20.1	7.5	3.4	51.0	19.0	8.7	#N/A

Compatible with TTY0805H

12 508 Insert Pot

ITEM	DIM (IN)			DIM (CM)			SKID PK
	OL	OW	HT	OL	OW	HT	
TIN0805H	20.1	7.5	3.5	51.0	19.0	8.9	5448

Compatible with TIN0805H

13 306 Square Tray

ITEM	DIM (IN)			DIM (CM)			SKID PK
	OL	OW	HT	OL	OW	HT	
TTY0603L	20.1	7.2	2.3	51.0	18.4	5.7	3744

Compatible with TTY0603L

14 306 Square Insert

ITEM	DIM (IN)			DIM (CM)			SKID PK
	OL	OW	HT	OL	OW	HT	
TSIN0603L	20.1	7.2	3.9	51.0	18.4	9.9	3600

Compatible with TSIN0603L

15 406 Square Tray

ITEM	DIM (IN)			DIM (CM)			SKID PK
	OL	OW	HT	OL	OW	HT	
TTY0604K	20.0	8.5	3.3	50.8	21.7	8.3	3800

Compatible with TTY0604K

16 406 Square Insert

ITEM	DIM (IN)			DIM (CM)			SKID PK
	OL	OW	HT	OL	OW	HT	
TSIN0604K	20.0	8.5	3.6	50.8	21.7	9.1	3800

Compatible with TSIN0604K



HANGING BASKETS

01 Halton Hanging Basket

ITEM	DIM (IN)		DIM (CM)		Capacity		SKID PK
	OD	HT	OD	HT	US GAL	LTRS	
HGX2070Q	8.92	8.07	22.65	20.5	1.5	5.7	4899

02 Everest Fern Hanging Basket

ITEM	DIM (IN)		DIM (CM)		Capacity		SKID PK
	OD	HT	OD	HT	US GAL	LTRS	
HG1327Q	8.9	7.91	22.61	20.09	1.5	5.7	4899
HG1327MA	10.08	6.89	25.6	17.5	1.5	5.68	5760
HG1327H	13	7.48	33	19	2.77	10.5	2365

03 Flared Hanging Basket

ITEM	DIM (IN)		DIM (CM)		Capacity		SKID PK
	OD	HT	OD	HT	US GAL	LTRS	
GGX319O	10.1	6	25.6	15.2	1.25	4.9	3021
GGX319N	10.1	7	25.6	17.7	1.25	4.9	3021

04 Avalon Hanging Basket

ITEM	DIM (IN)		DIM (CM)		Capacity		SKID PK
	OD	HT	OD	HT	US GAL	LTRS	
HG1620N	10.3	7	26.2	17.8	1.5	6	3008

05 Cody Hanging Basket

ITEM	DIM (IN)		DIM (CM)		Capacity		SKID PK
	OD	HT	OD	HT	US GAL	LTRS	
HG319M	10.2	6.3	26	15.9	1.5	5.7	3024

06 Lax Hanging Basket

ITEM	DIM (IN)		DIM (CM)		Capacity		SKID PK
	OD	HT	OD	HT	US GAL	LTRS	
HG1731M	10.43	6.46	26.5	16.4	1.5	5.7	2640

07 Beeline Hanging Basket

ITEM	DIM (IN)		DIM (CM)		Capacity		SKID PK
	OD	HT	OD	HT	US GAL	LTRS	
HG1449N	10.4	6.5	26.5	16.5	1.5	5.7	3420

08 Coral Hanging Basket

ITEM	DIM (IN)		DIM (CM)		Capacity		SKID PK
	OD	HT	OD	HT	US GAL	LTRS	
HGX2024N	10.1	7	25.6	17.8	1.5	5.7	4040



HANGING BASKETS

09 Tempo Hanging Basket

ITEM	DIM (IN)		DIM (CM)		Capacity		SKID PK
	OD	HT	OD	HT	US GAL	LTRS	
HG1803M	10.1	7	25.6	17.8	1.5	5.7	3800

10 Jolie Hanging Basket

ITEM	DIM (IN)		DIM (CM)		Capacity		SKID PK
	OD	HT	OD	HT	US GAL	LTRS	
HG1640N	10.3	6.8	26.2	17.2	1.5	5.5	3006

11 Provence Hanging Basket

ITEM	DIM (IN)		DIM (CM)		Capacity		SKID PK
	OD	HT	OD	HT	US GAL	LTRS	
HGX648M	10.9	6.9	27.8	17.5	1.83	6.9	3504
HG648H	12	6.7	30.5	17	2	7.6	2592
HG648MA	10.7	6.6	27.2	16.7	1.6	6	4224

12 Helix Hanging Basket

ITEM	DIM (IN)		DIM (CM)		Capacity		SKID PK
	OD	HT	OD	HT	US GAL	LTRS	
HG795GUS	12.01	6.71	30.5	17.04	2	7.6	1992



PLANTERS

01 Provence Square

ITEM	DIM (IN)		DIM (CM)		Capacity		SKID PK
	OD	HT	OD	HT	US GAL	LTRS	
SQ648G	7.6	6.7	19.4	16.9	0.26	1	6150

02 Bella Planter

ITEM	DIM (IN)		DIM (CM)		Capacity		SKID PK
	OD	HT	OD	HT	US GAL	LTRS	
PN088EA	11.8	8.7	29.97	22.1	2.5	9.4	4326
PN088B	14.5	9.4	36.8	23.9	4.0	15.3	1422
PN088C	13.3	9.5	33.78	24.13	3.3	12.5	2000
PN088A	16.7	11.9	42.42	30.23	6.82	25.8	876
PN088H	11.0	10.0	27.9	25.4	1.9	7.2	3218
PN088K	8.6	6.5	21.84	16.51	1.06	4	5805
PN088O	10.1	6.3	25.7	16.0	1.5	5.6	5168

03 Lax Planter

ITEM	DIM (IN)		DIM (CM)		Capacity		SKID PK
	OD	HT	OD	HT	US GAL	LTRS	
DP1731M	10.51	7.87	26.7	20	1.7	6.45	4176

04 Provence Planter

ITEM	DIM (IN)		DIM (CM)		Capacity		SKID PK
	OD	HT	OD	HT	US GAL	LTRS	
DP648P	10	7.99	25.4	20.3	1.61	6.1	4218

05 Helix Planter

ITEM	DIM (IN)		DIM (CM)		Capacity		SKID PK
	OD	HT	OD	HT	US GAL	LTRS	
DP795L	12	9.4	30.5	23.9	0.26	1	2652
DP5795B	19	14.1	48.26	35.81	9.9	37.4	260
DP795D	16.1	11.4	40.89	28.96	5.55	21	880
DP795K	13	9.4	33.02	23.88	2.92	11.1	1800
DP795L	12	9.4	30.48	23.88	2.51	9.5	2496
DP795J	10.1	7.9	25.65	20.07	1.52	5.8	2848
DP795N	8	6.3	20.32	16	0.79	3	4500

06 Plain Pelee Planter

ITEM	DIM (IN)		DIM (CM)		Capacity		SKID PK
	OD	HT	OD	HT	US GAL	LTRS	
DP527J	11.5	8.8	29.3	22.5	2.4	9	3384



PLANTERS

07 Pelee Planter

ITEM	DIM (IN)		DIM (CM)		Capacity		SKID PK
	OD	HT	OD	HT	US GAL	LTRS	
DP881J	11.5	8.8	29.3	22.5	2.4	9	3252
DP881D	17.2	12	43.7	30.4	6.63	25.1	810

08 Delta Planter

ITEM	DIM (IN)		DIM (CM)		Capacity		SKID PK
	OD	HT	OD	HT	US GAL	LTRS	
DP1168MB	12.01	9.8	30.5	24.9	2.6	9.85	2472
DP1168DB	15.98	12.01	40.6	30.5	6.37	24.1	1000



A FAMILY Connection

We are all part of one big family collaborating together where we embrace shared goals and support each other's growth. For us it's all about interactions not transactions. We understand that all our partners have specific needs, and they all have a unique story behind them that makes them special. For many years we have created, developed, and nurtured hundreds of relationships across the world, and our family just keeps growing. The connection, synergy, and excitement are always the same. That's the type of relationship we wish to foster with all our partners for years to come.

Thank you for being part of the CTi Family.

1. Marie-France Houle and Jon Vaughan at Distribution Frankarl
2. Marta Maria Garcia (Dummen Orange), Camilo and Jon at TPIE 23
3. Marcel Weiss and the BFG Team at Cultivate 22
4. Micky Byland and Stacey Rumpf at N.G Heimos
5. Eric May and Tyler Riggs (Young's Plant Farm), Jon and Stacey
6. Lewis Gerten (Gertens Garden Center) and Scott White
7. Nicole, Rodd, Barb (Jeffery's Greenhouse) and the CTi Team
8. Christine Raber, Sandra Salazar (American Farms), and Jon
9. Tanya Carvalho (Ball Seed), Jon and Camilo at CAST 23
10. Mark Ianson (Fargro Limited) and Al Shivraj
11. Devin and Joanna (Green Circle Growers) and Jon Vaughan
12. Mariah, Lauren (Metrolina Greenhouses), Camilo and Jon at CAST 22

We connect **PEOPLE**
with **POTS** to house
the **PLANTS** that
they can't live without!

OUR STORY

... Continues

This is not the end
It's the beginning of a new chapter!

Are you ready to collaborate with us?

Let's make something great
and let's bloom together!



INDEX

ABBY	HANGING BASKET	43	BEELINE	HANGING BASKET	35	BUMBLE	HANGING BASKET	61
ACORN	PLANTER	53		COVER POT	56		PLANTER	61
	HANGING BASKET	53		HANGING BASKET	121	CALISTA	HANGING BASKET	45
ACTRA	ORCHID COVER POT	39	BELFAST	HANGING BASKET	38		PLANTER	45
ADELE	HANGING BASKET	35	BELLA	HANGING BASKET	35		URN	45
ADELYN	PLANTER	35		WINDOW BOX	57	CAMELOT	TALL PLANTER	21
	WINDOW BOX	35		OVAL	57		TALL SQUARE	21
	HANGING BASKET	35		PLANTER	57		BOWL	45
	ORCHID COVER POT	39		TALL PLANTER	57		SQUARE	62
ALHAMBRA	PLANTER	53		HANGING BASKET	57		LOW PROFILE SQUARE	62
	SQUARE	53		EASY CLIP TRELIS	108		PLANTER	62
ALLEGRO	PLANTER	44		CLOSED TOMATO CAGE	108	CAMEO	ORCHID COVER POT	29
ALTA	PLANTER	35		OPEN TOMATO CAGE	108		BOWL	29
AMMAN	PLANTER	43		TWO-RING TOMATO CAGE	108		LOW PROFILE SQUARE	29
ANAHEIM	PLANTER	19	BELLA BASIC	PLANTER	123		ORCHID COVER POT	40
	SQUARE	19	BELLAGIO	COVER POT	59	CANTERBURY	RAILING WINDOW BOX	62
	URN	19		WINDOW BOX	59	CAROUSEL	SQUARE	62
	WINDOW BOX	19		HANGING BASKET	59		HANGING BASKET	62
ARTICHOKE	PLANTER	53		PLANTER	59		PLANTER	62
	HANGING BASKET	53		TALL PLANTER	59	CARVER	PAN	45
ASHA	PLANTER	53		SQUARE	59	CASK	PLANTER	63
ASHBRIDGES	PLANTER	54		BOWL	59		TALL PLANTER	63
	HANGING BASKET	54		PAN	59		COVER POT	63
ATHENA	COVER POT	29		TOMATO CAGE	108		TUB BOWL	63
	SQUARE COVER POT	29	BELLPORT	PLANTER	44		WINDOW BOX	63
	PAN	29	BELLY	COVER POT	38		SQUARE COVER POT	63
AVA	ORCHID COVER POT	39		BOWL	55	CASK WIDE BANDS	TOMATO CAGE	109
	PLANTER	53		PLANTER	55		PLANTER	46
AVALON	HANGING BASKET	121	BENTLEY	HANGING BASKET	38	CASSAVA	PLANTER	22
AVENUE	PLANTER	54		PLANTER	44	CASTELLA	PLANTER	64
BAKER	PLANTER	22	BERES	ORCHID COVER POT	39		BOWL	64
BAKERS	POT	55	BIRCH	PLANTER	56		HANGING BASKET	64
BALI	PLANTER	19		OVAL	56		OVAL	64
BALTIMORE	URN	20	BIRKIN	PLANTER	55		WINDOW BOX	64
BAMBA	COVER POT	35	BISCOTTI	LOW PROFILE SQUARE	60		HEX PLANTER	64
	COVER POT	39		SQUARE	60	CAULDRON	BOWL	32
	PLANTER	54		HANGING BASKET	60	CECIL	PLANTER	62
	BOWL	54	BLISS	HANGING BASKET	44	CHECKER	COVER POT	35
BANDERRA	PLANTER	43		PLANTER	44	CHERIE	BOWL	45
BANGLE	PLANTER	54	BOMBAY	HANGING BASKET	61		PLANTER	45
	BOWL	54		PLANTER	61	CHRISTMAS TREE	COVER POT	30
BARI	TALL SQUARE	54		BOWL	61	CIRCA	PLANTER	68
BAROQUE	PLANTER	55		TALL SQUARE	61		HANGING BASKET	68
	HANGING BASKET	55		SQUARE	61	CLASSIC	BOWL	68
BASIC DOUBLED RIM	PLANTER	39		WINDOW BOX	61		URN	22
	BOWL	55		COVER POT	70	CLASSICA	BOWL	65
	SQUARE	55		PLANTER	123		PLANTER	65
	HANGING BASKET	55	BOULEVARD	HANGING BASKET	61		HANGING BASKET	65
BASIC FLARED	PLANTER	54	BOXWOOD	SQUARE	60		BOVAL	65
BEADED	COVER POT	35		URN	60		SQUARE	65
BEADED GARLAND	COVER POT	29		PLANTER	60	CLOCHE	PLANTER	63
	BOWL	29	BRISTOL	HANGING BASKET	44	COBBLESTONE	HANGING BASKET	63
BEADED LINEN	COVER POT	29		PAN	44		PLANTER	63
	OVAL	56		PLANTER	44	CODY	HANGING BASKET	121
	BOWL	56		COVER POT	60	COLA	HANGING BASKET	66
	LOW PROFILE SQUARE	56	BROOKLYN	PLANTER	22	COMMACK	PLANTER	66
	HANGING BASKET	56	BRUSSELS	PLANTER	22	CONNIFER	PLANTER	66
	PLANTER	56		HANGING BASKET	60	CONTESSA	PLANTER	66
	TALL PLANTER	56		SQUARE	60		SQUARE	66

COPPER	PAN	65	ESTATE HEX	TOMATO CAGE	109	HELIX	HURRICANE BOWL	77
CORAL	HANGING BASKET	121	EURO	BOWL (FUDED RIM)	23		TALL PLANTER FLAT RIM	77
CORNWALL	PLANTER	20		SQUARE (FUDED RIM)	23		SQUARE	77
	HANGING BASKET	20		TALL SQUARE (FUDED RIM)	23		HANGING BASKET	77
CORSICA	PLANTER	65		PLANTER	36		PLANTER	77
	HANGING BASKET	65		BOWL	71		TALL SQUARE	77
COUNTRY WEAVE	PLANTER	65		TALL COVER POT	71		BOWL	78
COVE	BOWL	67		BASIC	71		FLAT RIM BOWL	78
	SQUARE	67		PLANTER	71		SMOOTH PLANTER	78
	WINDOW BOX	67		SQUARE	71		FLAT RIM PLANTER	78
	PLANTER	67	EVANS	SQUARE	72		SMOOTH HANGING BASKET	78
CRACKLE	PLANTER	66	EVEREST	WINDOW BOX	72		TOMATO CAGE	109
	HANGING BASKET	66		HANGING BASKET	36		BASIC HANGING BASKET	122
	WINDOW BOX	66		PLANTER	47		FLAT RIM COVER POT	38
CROC	COVER POT	36	EVEREST FERN	HANGING BASKET	121	HENDRIX	TALL PLANTER	24
CRYSTALS PATTERN	COVER POT	30	FIONA	PLANTER	71		TALL SQUARE	24
CUMBERLAND	TALL PLANTER	22		URN	71	HERRINGBONE	BOWL	75
CYLINDER	BOWL	19	FLARE	PLANTER	72		PLANTER	75
	TALL PLANTER	19	FLARE	URN	72		HANGING BASKET	75
DAMASK	PLANTER	67	FLARED	SQUARE	70		TALL PLANTER	75
	HANGING BASKET	67		HANGING BASKET	121	HEX	TOMATO CAGE	109
DAPHNE	SQUARE	67	FLEUR DI LIS	URN	72	HICKORY	PLANTER	75
	TALL SQUARE	67		HANGING BASKET	72		SQUARE	75
DAWSON	COVER POT	45	FLORENCE	PLANTER	22		HANGING BASKET	75
DELTA	PLANTER	124		ORCHID COVER POT	40		BOWL	75
	PLANTER	68		PLANTER	72	HOBNAIL	TOMATO CAGE	109
	HANGING BASKET	68		HANGING BASKET	72		PLANTER	76
	BOWL	68	FLUTED	BOWL	73		BOWL	76
	PLANTER	24		SQUARE	73		PAN	76
DISTRESSED	COVER POT	30	FOLIE	HANGING BASKET	73	HOLLY	COVER POT	30
DISTRESSED WEAVE	TALL COVER POT	30	FOOTED	PAN	47	HOME SWEET HOME	PLANTER	47
DISTRESSED WEAVE	COVER POT	36	FOREST	BOWL	32		OVAL	73
DOUBLE LINE	COVER POT	30	FRASER	HANGING BASKET	45	IDAS	BOWL	47
DRAPE	TALL PLANTER	23		HANGING BASKET	47	INTERWEAVE	PLANTER	58
DUNE	OVAL WITH DIPPED RIM	23	GALA	PLANTER	47	INVERTED LAUREL	PLANTER	79
	PLANTER WITH DIPPED RIM	23		TALL PLANTER	24		SQUARE	79
	ORCHID COVER POT	39		COVER POT	36		HANGING BASKET	79
	BOWL	69	GARCIA	PLANTER	73		WINDOW BOX	79
	TALL PLANTER WITH RIM	69		HANGING BASKET	73		TALL PLANTER	79
	FLAT RIM PLANTER	69	GARDENER	COVER POT	72	ISABEL	PLANTER	76
	PLANTER WITH RIM	69	GENESIS	PLANTER	47		HANGING BASKET	76
	HANGING BASKET	69	GRACE	PLANTER	24	JACK O' LANTERN	PLANTER	32
DURHAM	PLANTER	43		RIMLESS PLANTER	73	JAVA	SQUARE	75
	SQUARE	43	GRIDS	PLANTER	73	JENA	ORCHID COVER POT	40
EDISON	PLANTER	46	HALTON	SQUARE	73	JOLIE	HANGING BASKET	122
ELGIN	HANGING BASKET	43	HAMMERED	PLANTER	25	JUTE	BOWL	36
	PLANTER	43		HANGING BASKET	121		OVAL	36
ELLIS	ORCHID COVER POT	39		PLANTER	74		ORCHID COVER POT	40
ELLIS	HANGING BASKET	69	HARVEST GARDEN	BOWL	74		COVER POT	79
ELMA TUB	PLANTER	69		WINDOW BOX	24		PLANTER	79
EMMANUEL	BOWL	46	HARVEST WHEAT	SQUARE	24		SQUARE	79
	URN	68		PLANTER	74		HANGING BASKET	79
	HANGING BASKET	68		SQUARE	74	KEKE	PLANTER	48
EMPIRE	PLANTER	46		HANGING BASKET	74	KNITTED REINDEER	COVER POT	30
	PLANTER	70	HAYDEN	OVAL	36	KNOX	PLANTER	80
	SQUARE	70	HAZELTON	PLANTER	74		HANGING BASKET	80
	TOMATO CAGE	109		COVER POT	74	LAUREL	TALL PLANTER	80
ESTATE	TALL SQUARE	70		PAN	74	LAUREL	PLANTER	80
	SQUARE	70				LAUREL	HANGING BASKET	80
	HEX PLANTER	70				LAUREL	SQUARE	80
	WINDOW BOX	70				LAX	HANGING BASKET	121
							BASIC PLANTER	123

INDEX

LEONARDO	PLANTER	76	OASIS	COVER POT	49	RIVERSTONE	PLANTER	88
LIAM	PLANTER	76		PLANTER	84		HANGING BASKET	88
LILY	BOWL	37		TALL PLANTER	84		TALL PLANTER	88
	HANGING BASKET	37		HANGING BASKET	84		SQUARE	88
LINDEN	PLANTER	81		BOWL	84		COVER POT	88
	HANGING BASKET	81		URN	84		TALL COVER POT	88
	SQUARE	81		SQUARE	84		LOW PROFILE SQUARE	88
	BOWL	81		WINDOW BOX	84		WINDOW BOX	88
LITHO	COVER POT	76	PAIGE	TALL PLANTER	83	ROPE HEX	HANGING BASKET	47
MADISON	HANGING BASKET	48	PALACE	PLANTER	83	RUSSEL	HANGING BASKET	50
MARIELLA	BOWL	48		HANGING BASKET	83	SADIE	SQUARE	51
	HANGING BASKET	48	PALERMO	PLANTER	49		WINDOW BOX	51
	TALL PLANTER	48	PALM	PLANTER	85	SALMA	PLANTER	87
	WINDOW BOX	48	PARKER	PLANTER	85	SALMA	TALL PLANTER	87
	PLANTER	48	PAVIA	HANGING BASKET	83	SANDTHATCH	BOWL	25
MAROCCAN	HANGING BASKET	83		PLANTER	83		BOVAL	25
	BOWL	83	PELEE	PLANTER	85		COVER POT	38
	TALL PLANTER	83		BASIC PLANTER	124	SATURN	PLANTER	51
	PLANTER	83	PERISIAN	BOWL	85	SATURN	RIMLESS PLANTER	23
MATEO	COVER POT	48		PLANTER	85	SAVONA	COVER POT	38
MAVERY	PLANTER	80		HANGING BASKET	85	SCALLOPED FLARE	PLANTER	87
	HANGING BASKET	80	PHILADELPHIA	HANGING BASKET	49	SEASPRAY	PLANTER	25
MEDLEY	WINDOW BOX	81		PLANTER	49		PLANTER	90
	PLANTER	81		COVER POT	49	SEBASTIEN	OVAL	90
	SQUARE	81		WINDOW BOX	49		TALL PLANTER	90
MERCURY	HANGING BASKET	81	PHOEBE	TALL PLANTER	85		SQUARE	90
MERE	COVER POT	48	PICKET FENCE	SQUARE	32	SENECA	HANGING BASKET	90
MESH	OVAL	82	PIPER	HANGING BASKET	50	SIMPLE STONE	TALL PLANTER	88
	PLANTER	82		PLANTER	50	SIMPLE STONE	SQUARE	26
MESH BAND	EASY CLIP CAGE	110	PLAIN PELEE	RIMLESS PLANTER	85	SIMPLE STONE	TALL PLANTER	26
METZ	PLANTER	20	POINSETTIA	PLANTER	123	SIMPLE STONE HERB	LOW PROFILE SQUARE	26
MINERVA	PLANTER	58	POINT COVER	RING CAGE	110	SNOW FLAKE	WINDOW BOX	51
	HANGING BASKET	58	POMM	POT	30	SNOW FLAKES	COVER POT	31
MIRANDA	ORCHID COVER POT	39	PRESTON	CRATE	50	SOMERVILLE	COVER POT	31
	HANGING BASKET	58	PRISMA	PLANTER	86		BOWL	20
	SQUARE	58		PLANTER	86	SPARROW	TALL PLANTER	20
	TALL SQUARE	58		BOWL	86	SPARROW	PLANTER	90
	TOMATO CAGE	110		HANGING BASKET	86	SPOOL	BOVAL	90
	TWO RING CAGE	110		OVAL	86	STANTON	COVER POT	36
MOD FLORA	COVER POT	37	PROVENCE	BOWL	86		OVAL	51
MONA	URN	81		PLANTER	86		PLANTER	51
MONACO	PLANTER	82		URN	86	SUGARED SAND	HANGING BASKET	93
	TALL PLANTER	82		HANGING BASKET	86		LOW PROFILE SQUARE	93
	HANGING BASKET	82		BASIC HANGING BASKET	122		OVAL	93
MORRIS	PLANTER	24		BASIC SQUARE	123		BOWL	93
	WINDOW BOX	24		BASIC PLANTER	123		PLANTER	93
NAPA	PLANTER	82	PUMPKIN	PLANTER	32		TALL PLANTER	93
NESTOR	PLANTER	82	PUMPKIN WITH FACE	PLANTER	32		RIMLESS PLANTER	93
	HANGING BASKET	82	RATTAN	PLANTER (DECORATIVE)	25	SWERVE	BOWL	92
NORI	COVER POT	31		PLANTER (PREMIUM)	87		LOW PROFILE SQUARE	92
	BOWL	31		HANGING BASKET	87		PLANTER	92
	PAN	31		SQUARE	87	SWIRLS	COVER POT	32
	LOW PROFILE SQUARE	31		BOWL	87	SYLVIA	SQUARE	25
ORSON	PLANTER	49	RENE	URN	87		TALL PLANTER	25
OWL	COVER POT	32		PLANTER	50		ORCHID SQUARE COVER POT	40
PACIFICA	PLANTER	84		SQUARE	50	TEMPO	HANGING BASKET	122
	HANGING BASKET	84	RIB	WINDOW BOX	50			
				PLANTER	50			

THERMOFORM & INJECTION	ROUND GROWER POTS	113 - 114	TUSCANY	WINDOW BOX	95
	SQUARE GROWER POTS	115		SQUARE	95
	ROUND TRAYS	116 - 117		LOW PROFILE SQUARE	95
	SQUARE TRAYS	118 - 119		RAILING WINDOW BOX	95
	CELL PACKS	119		BASIC TALL SQUARE	52
	CELL PACK SETS	120	TUSCANY MOD FLORA	COVER POT	37
TIKI	TALL PLANTER (PREMIUM)	25		PLANTER	95
	PLANTER	89		TALL PLANTER	95
	TALL PLANTER (DECORATIVE)	89		SQUARE	95
	BOWL	89	TWIZZLER	HANGING BASKET	52
	HANGING BASKET	89		PLANTER	52
	URN	89	URBANA	BOVAL	37
	SQUARE	89		URN	96
	LOW PROFILE SQUARE	89		FLARE COVER POT	96
	WINDOW BOX	89		SQUARE	96
TILE	PLANTER	92	VALENCIA	PLANTER	96
	SQUARE	92		SQUARE	96
	HANGING BASKET	92		HANGING BASKET	96
TILLY	COVER POT	37		WINDOW BOX	96
TORINO	HANGING BASKET	91	VASE	COVER POT	38
	PLANTER	91	VENUS	PLANTER	97
	WINDOW BOX	91		SQUARE	97
	SQUARE	91		URN	97
	BOWL	91	VERTICAL	PLANTER	97
	RAILING WINDOW BOX	91		SQUARE	97
	URN	91		URN	97
TRELLIS	PLANTER	89		TALL PLANTER	97
TRELLISES	ACORN	105	WALLACE	CLOSED TOMATO CAGE	110
	BIRD	105		HANGING BASKET	20
	BUTTERFLY	105	WAVES	PLANTER	20
	ECLIPSE	105		PLANTER	98
	EMPIRE	105		HANGING BASKET	98
	FLAMINGO WELCOME	105	WEAVE	HANGING BASKET	98
	HOOT	105	WHEAT BUNDLE	PLANTER	98
	LAUREL	106	WICKER	TALL PLANTER	26
	LEAFY	106		BOWL	26
	MONSTERA	106		WINDOW BOX	26
	PICNIC BASKET	106	WILLOW	HANGING BASKET	26
	PINEAPPLE	106		PLANTER	26
	ROUND CAGE	106		BOWL	52
	SHADY PALM	107		HANGING BASKET	52
	SQUARE CAGE	107	WILSON	PLANTER	37
	WELCOME	107	XMAS PLAID	COVER POT	31
	WELCOME TALL	107	XMAS PLAID	TALL COVER POT	31
	QUICK TRELLIS	107			
	BEADED LINEN	107			
TRINIA	RIMLESS PLANTER	52			
	RIMLESS PLANTER	94			
	PLANTER	94			
TRITON	PLANTER	90			
	SQUARE HANGING BASKET	90			
TROPICAL LEAF	PLANTER	37			
TROPICAL VINE	PLANTER	37			
TULIP	URN	94			
TULIPA	SQUARE	94			
	WINDOW BOX	94			
	LOW PROFILE SQUARE	94			
TULUM	PLANTER	52			

ART DIRECTION & LAYOUT BY
BARKHA MISHRA & CUISON CREATIVE

COPYWRITING BY
CAMILO BUITRAGO